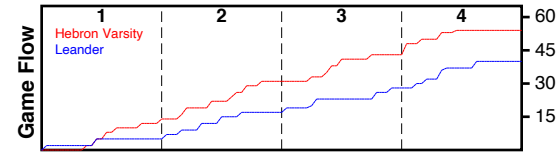


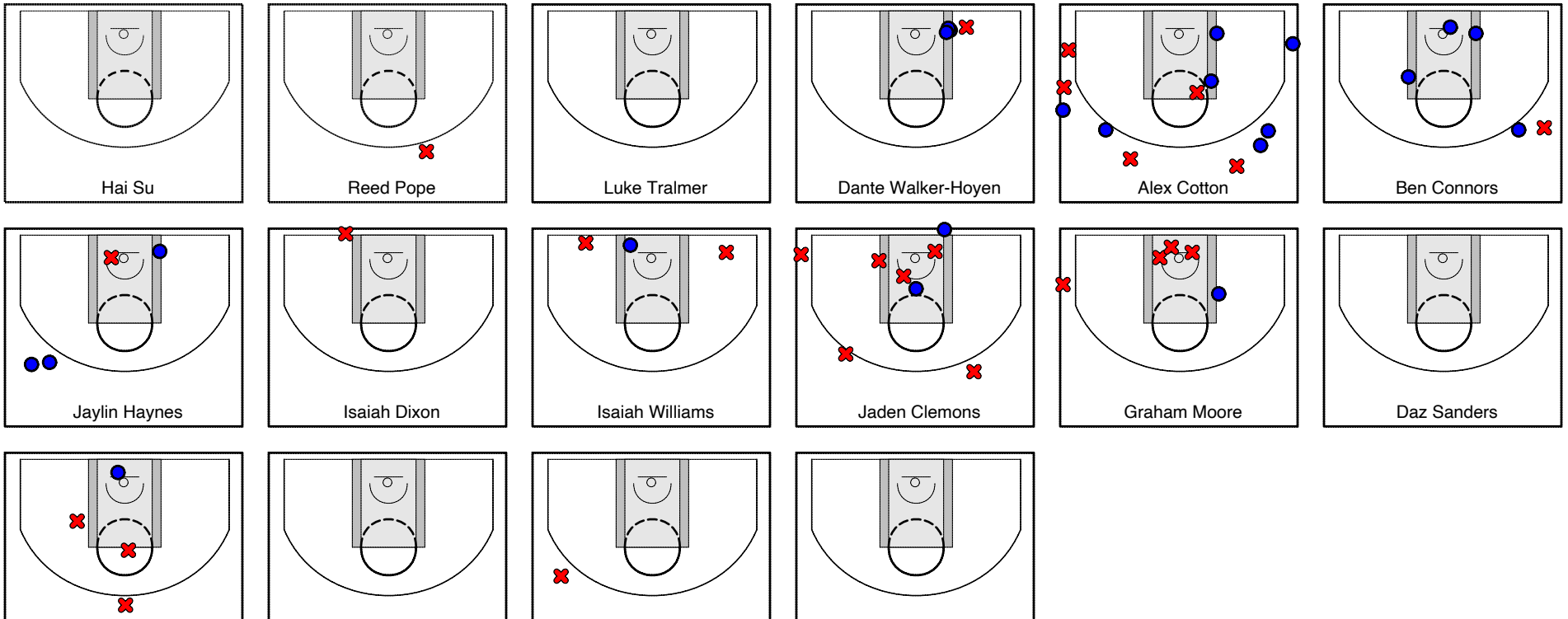
Hebron Varsity

12/28/22 Hebron Varsity at Leander

	1	2	3	4	T
Hebron Varsity	12	19	12	11	54
Leander	5	12	11	12	40



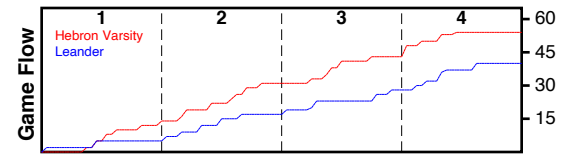
#	Name	G	MIN	FGM	FGA	FG%	2PM	2PA	2P%	3PM	3PA	3P%	FTM	FTA	FT%	OREB	DREB	REB	AST	STL	BLK	TO	PF	PTS
15	Hai Su	0	0	0	0	0.000	0	0	0.000	0	0	0.000	0	0	0.000	0	0	0	0	0	0	0	0	0
21	Reed Pope	1	12	0	1	0.000	0	1	0.000	0	0	0.000	0	0	0.000	0	0	0	0	5	1	2	0	0
100	Luke Tralmer	0	0	0	0	0.000	0	0	0.000	0	0	0.000	0	0	0.000	0	0	0	0	0	0	0	0	0
1	Dante Walker-Hoyen	1	20	3	5	0.600	3	5	0.600	0	0	0.000	1	2	0.500	7	2	9	0	0	1	2	3	7
4	Alex Cotton	1	22	7	13	0.538	2	4	0.500	5	9	0.556	0	0	0.000	1	3	4	1	1	1	2	0	19
5	Ben Connors	1	16	4	5	0.800	3	3	1.000	1	2	0.500	0	0	0.000	0	1	1	1	1	0	0	1	9
24	Jaylin Haynes	1	16	3	4	0.750	1	2	0.500	2	2	1.000	1	1	1.000	0	0	0	1	3	0	1	0	9
25	Isaiah Dixon	1	14	0	1	0.000	0	1	0.000	0	0	0.000	2	2	1.000	1	1	2	1	0	0	0	3	2
30	Isaiah Williams	1	4	0	2	0.000	0	2	0.000	0	0	0.000	0	0	0.000	0	0	0	0	0	1	1	0	0
11	Jaden Clemons	1	16	2	8	0.250	2	5	0.400	0	3	0.000	0	0	0.000	0	2	2	3	1	0	0	1	4
22	Graham Moore	1	21	1	5	0.200	1	4	0.250	0	1	0.000	0	0	0.000	0	2	2	1	1	0	1	1	2
30	Daz Sanders	0	0	0	0	0.000	0	0	0.000	0	0	0.000	0	0	0.000	0	0	0	0	0	0	0	0	0
3	Nate Mercer	1	16	1	4	0.250	1	3	0.333	0	1	0.000	0	0	0.000	0	1	1	2	1	0	0	1	2
10	Cameron Mennsfield	0	0	0	0	0.000	0	0	0.000	0	0	0.000	0	0	0.000	0	0	0	0	0	0	0	0	0
2	Gavin Baker	1	7	0	1	0.000	0	0	0.000	0	1	0.000	0	0	0.000	0	0	0	0	0	0	1	0	0
12	Case Holleron	0	0	0	0	0.000	0	0	0.000	0	0	0.000	0	0	0.000	0	0	0	0	0	0	0	0	0
TOTALS		1	32	21	49	0.429	13	30	0.433	8	19	0.421	4	5	0.800	9	12	21	10	13	4	10	10	54



Leander

12/28/22 Hebron Varsity at Leander

	1	2	3	4	T
Hebron Varsity	12	19	12	11	54
Leander	5	12	11	12	40



#	Name	G	MIN	FGM	FGA	FG%	2PM	2PA	2P%	3PM	3PA	3P%	FTM	FTA	FT%	OREB	DREB	REB	AST	STL	BLK	TO	PF	PTS
0	Leander	1	32	16	31	0.516	11	19	0.579	5	12	0.417	3	5	0.600	2	15	17	0	0	0	8	9	40
	TOTALS	1	32	16	31	0.516	11	19	0.579	5	12	0.417	3	5	0.600	2	15	17	0	0	0	8	9	40

