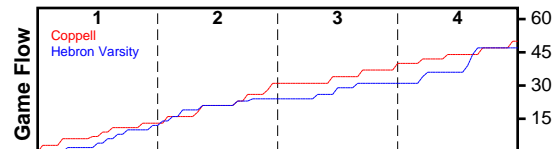


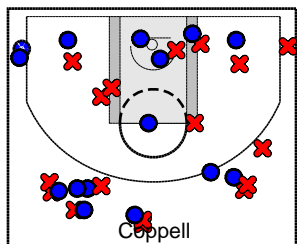
Coppell

1/28/22 Coppell at Hebron Varsity

| | 1 | 2 | 3 | 4 | T |
|----------------|----|----|---|----|----|
| Coppell | 13 | 18 | 9 | 10 | 50 |
| Hebron Varsity | 12 | 12 | 7 | 16 | 47 |



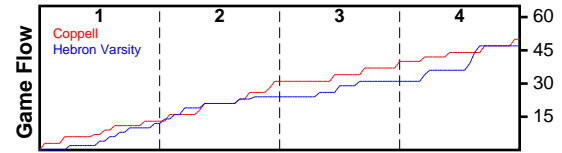
| # | Name | G | MIN | FGM | FGA | FG% | 2PM | 2PA | 2P% | 3PM | 3PA | 3P% | FTM | FTA | FT% | OREB | DREB | REB | AST | STL | BLK | TO | PF | PTS |
|---|---------------|----------|-----------|-----------|-----------|--------------|----------|-----------|--------------|----------|-----------|--------------|-----------|-----------|--------------|----------|-----------|-----------|----------|----------|----------|----------|-----------|-----------|
| 0 | Coppell | 1 | 32 | 15 | 32 | 0.469 | 6 | 12 | 0.500 | 9 | 20 | 0.450 | 11 | 15 | 0.733 | 2 | 13 | 15 | 0 | 0 | 0 | 6 | 15 | 50 |
| | TOTALS | 1 | 32 | 15 | 32 | 0.469 | 6 | 12 | 0.500 | 9 | 20 | 0.450 | 11 | 15 | 0.733 | 2 | 13 | 15 | 0 | 0 | 0 | 6 | 15 | 50 |



Hebron Varsity

1/28/22 Coppell at Hebron Varsity

| | 1 | 2 | 3 | 4 | T |
|----------------|----|----|---|----|----|
| Coppell | 13 | 18 | 9 | 10 | 50 |
| Hebron Varsity | 12 | 12 | 7 | 16 | 47 |



| # | Name | G | MIN | FGM | FGA | FG% | 2PM | 2PA | 2P% | 3PM | 3PA | 3P% | FTM | FTA | FT% | OREB | DREB | REB | AST | STL | BLK | TO | PF | PTS |
|-----|--------------------|----------|-----------|-----------|-----------|--------------|-----------|-----------|--------------|----------|-----------|--------------|----------|----------|--------------|----------|-----------|-----------|-----------|----------|----------|-----------|-----------|-----------|
| 15 | Hai Su | 0 | 0 | 0 | 0 | 0.000 | 0 | 0 | 0.000 | 0 | 0 | 0.000 | 0 | 0 | 0.000 | 0 | 0 | 0 | 0 | 0 | 0 | 0 | 0 | 0 |
| 21 | Reed Pope | 1 | 8 | 0 | 1 | 0.000 | 0 | 1 | 0.000 | 0 | 0 | 0.000 | 0 | 0 | 0.000 | 1 | 0 | 1 | 0 | 0 | 0 | 1 | 0 | 0 |
| 100 | Luke Tralmer | 0 | 0 | 0 | 0 | 0.000 | 0 | 0 | 0.000 | 0 | 0 | 0.000 | 0 | 0 | 0.000 | 0 | 0 | 0 | 0 | 0 | 0 | 0 | 0 | 0 |
| 1 | Dante Walker-Hoyen | 1 | 7 | 1 | 1 | 1.000 | 1 | 1 | 1.000 | 0 | 0 | 0.000 | 0 | 0 | 0.000 | 1 | 2 | 3 | 0 | 1 | 0 | 2 | 2 | 2 |
| 4 | Alex Cotton | 1 | 30 | 5 | 12 | 0.417 | 1 | 2 | 0.500 | 4 | 10 | 0.400 | 1 | 2 | 0.500 | 0 | 8 | 8 | 2 | 2 | 0 | 3 | 0 | 15 |
| 5 | Ben Connors | 1 | 14 | 3 | 3 | 1.000 | 2 | 2 | 1.000 | 1 | 1 | 1.000 | 0 | 0 | 0.000 | 0 | 1 | 1 | 0 | 0 | 0 | 3 | 2 | 7 |
| 24 | Jalen Haynes | 1 | 22 | 2 | 3 | 0.667 | 1 | 1 | 1.000 | 1 | 2 | 0.500 | 0 | 3 | 0.000 | 0 | 1 | 1 | 1 | 1 | 0 | 1 | 4 | 5 |
| 25 | Isaiah Dixon | 1 | 28 | 2 | 2 | 1.000 | 2 | 2 | 1.000 | 0 | 0 | 0.000 | 2 | 2 | 1.000 | 0 | 3 | 3 | 3 | 1 | 1 | 3 | 3 | 6 |
| 33 | Isaiah Williams | 0 | 0 | 0 | 0 | 0.000 | 0 | 0 | 0.000 | 0 | 0 | 0.000 | 0 | 0 | 0.000 | 0 | 0 | 0 | 0 | 0 | 0 | 0 | 0 | 0 |
| 11 | Jaden Clemons | 1 | 24 | 1 | 11 | 0.091 | 1 | 8 | 0.125 | 0 | 3 | 0.000 | 2 | 2 | 1.000 | 2 | 0 | 2 | 2 | 2 | 1 | 1 | 1 | 4 |
| 22 | Graham Moore | 1 | 5 | 1 | 1 | 1.000 | 1 | 1 | 1.000 | 0 | 0 | 0.000 | 0 | 0 | 0.000 | 0 | 1 | 1 | 1 | 0 | 0 | 0 | 0 | 2 |
| 30 | Daz Sanders | 0 | 0 | 0 | 0 | 0.000 | 0 | 0 | 0.000 | 0 | 0 | 0.000 | 0 | 0 | 0.000 | 0 | 0 | 0 | 0 | 0 | 0 | 0 | 0 | 0 |
| 3 | Nate Mercer | 1 | 15 | 2 | 3 | 0.667 | 2 | 2 | 1.000 | 0 | 1 | 0.000 | 0 | 0 | 0.000 | 1 | 1 | 2 | 3 | 1 | 0 | 0 | 4 | 4 |
| 10 | Cameron Mennsfield | 1 | 12 | 1 | 1 | 1.000 | 1 | 1 | 1.000 | 0 | 0 | 0.000 | 0 | 0 | 0.000 | 0 | 1 | 1 | 1 | 0 | 0 | 1 | 0 | 2 |
| 2 | Gavin Baker | 0 | 0 | 0 | 0 | 0.000 | 0 | 0 | 0.000 | 0 | 0 | 0.000 | 0 | 0 | 0.000 | 0 | 0 | 0 | 0 | 0 | 0 | 0 | 0 | 0 |
| 12 | Case Holleron | 0 | 0 | 0 | 0 | 0.000 | 0 | 0 | 0.000 | 0 | 0 | 0.000 | 0 | 0 | 0.000 | 0 | 0 | 0 | 0 | 0 | 0 | 0 | 0 | 0 |
| 2 | Ashton Toney | 0 | 0 | 0 | 0 | 0.000 | 0 | 0 | 0.000 | 0 | 0 | 0.000 | 0 | 0 | 0.000 | 0 | 0 | 0 | 0 | 0 | 0 | 0 | 0 | 0 |
| | TOTALS | 1 | 32 | 18 | 38 | 0.474 | 12 | 21 | 0.571 | 6 | 17 | 0.353 | 5 | 9 | 0.556 | 5 | 18 | 23 | 13 | 8 | 2 | 15 | 16 | 47 |

