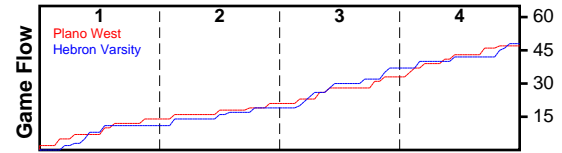


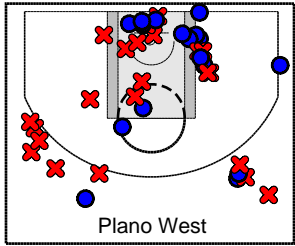
Plano West

1/11/22 Plano West at Hebron Varsity

	1	2	3	4	T
Plano West	14	7	12	14	47
Hebron Varsity	11	8	18	11	48



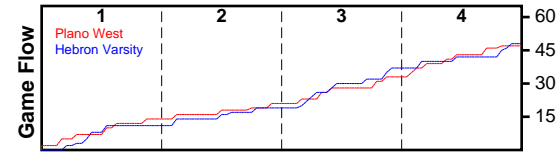
#	Name	G	MIN	FGM	FGA	FG%	2PM	2PA	2P%	3PM	3PA	3P%	FTM	FTA	FT%	OREB	DREB	REB	AST	STL	BLK	TO	PF	PTS
0	Plano West	1	32	19	41	0.463	14	27	0.519	5	14	0.357	4	7	0.571	7	20	27	0	0	0	6	12	47
	TOTALS	1	32	19	41	0.463	14	27	0.519	5	14	0.357	4	7	0.571	7	20	27	0	0	0	6	12	47



Hebron Varsity

1/11/22 Plano West at Hebron Varsity

	1	2	3	4	T
Plano West	14	7	12	14	47
Hebron Varsity	11	8	18	11	48



#	Name	G	MIN	FGM	FGA	FG%	2PM	2PA	2P%	3PM	3PA	3P%	FTM	FTA	FT%	OREB	DREB	REB	AST	STL	BLK	TO	PF	PTS
15	Hai Su	0	0	0	0	0.000	0	0	0.000	0	0	0.000	0	0	0.000	0	0	0	0	0	0	0	0	0
21	Reed Pope	1	16	0	3	0.000	0	1	0.000	0	2	0.000	0	0	0.000	2	1	3	0	0	0	1	1	0
100	Luke Tralmer	0	0	0	0	0.000	0	0	0.000	0	0	0.000	0	0	0.000	0	0	0	0	0	0	0	0	0
1	Dante Walker-Hoyen	1	12	0	1	0.000	0	1	0.000	0	0	0.000	0	0	0.000	0	2	2	0	0	1	0	1	0
4	Alex Cotton	1	29	6	17	0.353	3	5	0.600	3	12	0.250	1	2	0.500	3	3	6	2	2	2	1	1	16
5	Ben Connors	0	0	0	0	0.000	0	0	0.000	0	0	0.000	0	0	0.000	0	0	0	0	0	0	0	0	0
24	Jalen Haynes	1	10	2	4	0.500	1	1	1.000	1	3	0.333	0	0	0.000	0	1	1	2	0	0	2	2	5
25	Isaiah Dixon	1	18	1	4	0.250	1	4	0.250	0	0	0.000	0	0	0.000	2	5	7	1	0	6	3	2	2
33	Isaiah Williams	0	0	0	0	0.000	0	0	0.000	0	0	0.000	0	0	0.000	0	0	0	0	0	0	0	0	0
11	Jaden Clemons	1	20	3	6	0.500	2	5	0.400	1	1	1.000	4	6	0.667	1	4	5	1	1	1	3	4	11
22	Graham Moore	1	19	1	6	0.167	1	5	0.200	0	1	0.000	0	0	0.000	2	4	6	0	3	0	1	1	2
30	Daz Sanders	0	0	0	0	0.000	0	0	0.000	0	0	0.000	0	0	0.000	0	0	0	0	0	0	0	0	0
3	Nate Mercer	1	19	4	5	0.800	4	4	1.000	0	1	0.000	1	2	0.500	1	1	2	2	3	0	0	3	9
10	Cameron Mennsfield	1	17	1	4	0.250	0	0	0.000	1	4	0.250	0	0	0.000	0	0	0	3	2	0	0	1	3
2	Gavin Baker	1	5	0	1	0.000	0	0	0.000	0	1	0.000	0	0	0.000	0	0	0	0	0	0	0	0	0
12	Case Holleron	0	0	0	0	0.000	0	0	0.000	0	0	0.000	0	0	0.000	0	0	0	0	0	0	0	0	0
	TOTALS	1	32	18	51	0.353	12	26	0.462	6	25	0.240	6	10	0.600	11	21	32	11	11	10	11	16	48

