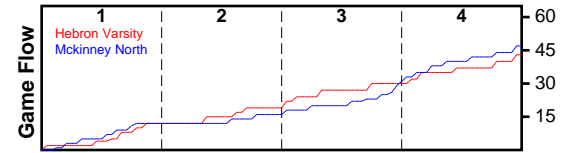


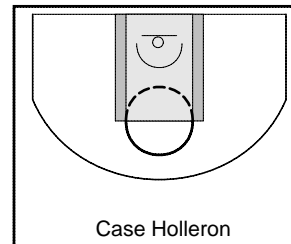
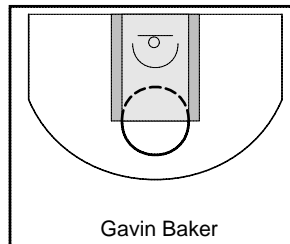
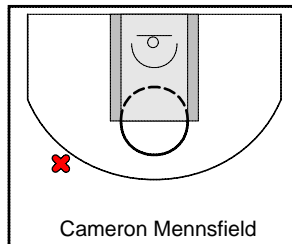
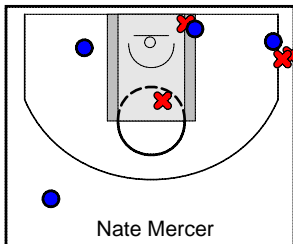
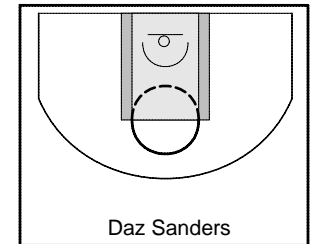
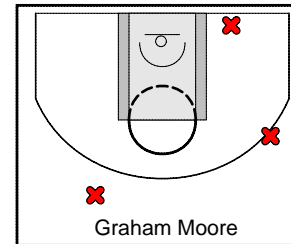
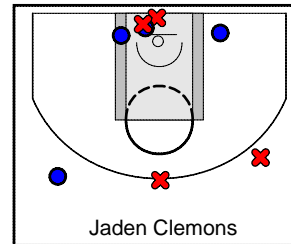
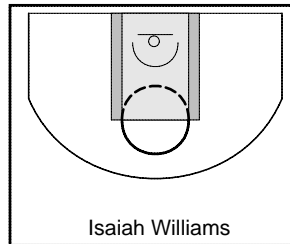
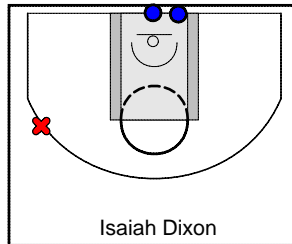
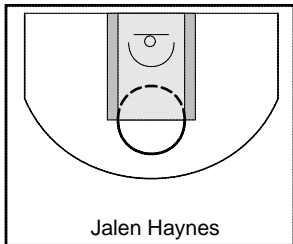
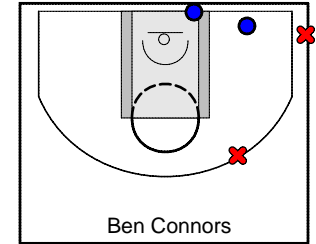
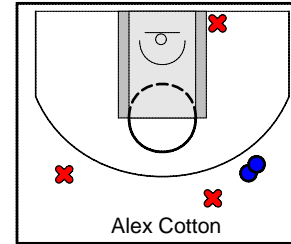
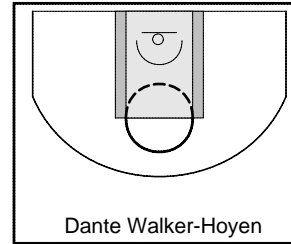
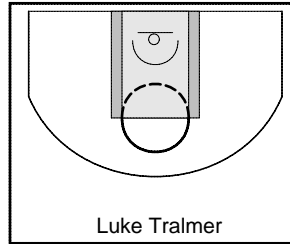
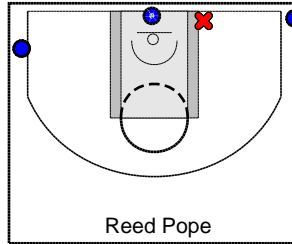
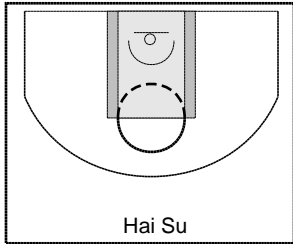
# Hebron Varsity

12/29/22 Hebron Varsity at McKinney North

	1	2	3	4	T
Hebron Varsity	12	7	11	13	43
McKinney North	12	4	13	18	47



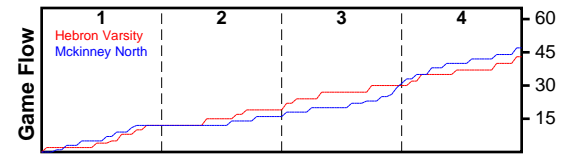
#	Name	G	MIN	FGM	FGA	FG%	2PM	2PA	2P%	3PM	3PA	3P%	FTM	FTA	FT%	OREB	DREB	REB	AST	STL	BLK	TO	PF	PTS
15	Hai Su	0	0	0	0	0.000	0	0	0.000	0	0	0.000	0	0	0.000	0	0	0	0	0	0	0	0	0
21	Reed Pope	1	18	2	3	0.667	0	1	0.000	2	2	1.000	0	0	0.000	2	1	3	0	0	1	0	2	6
100	Luke Tralmer	0	0	0	0	0.000	0	0	0.000	0	0	0.000	0	0	0.000	0	0	0	0	0	0	0	0	0
1	Dante Walker-Hoyen	1	9	0	0	0.000	0	0	0.000	0	0	0.000	0	0	0.000	0	2	2	0	0	0	0	0	0
4	Alex Cotton	1	22	2	5	0.400	0	1	0.000	2	4	0.500	0	0	0.000	0	2	2	0	1	0	2	0	6
5	Ben Connors	1	13	2	4	0.500	2	2	1.000	0	2	0.000	0	0	0.000	1	0	1	1	2	0	1	1	4
24	Jalen Haynes	1	8	0	0	0.000	0	0	0.000	0	0	0.000	1	2	0.500	0	0	0	0	0	0	0	1	1
25	Isaiah Dixon	1	22	2	3	0.667	2	2	1.000	0	1	0.000	3	4	0.750	0	6	6	2	0	0	3	4	7
33	Isaiah Williams	0	0	0	0	0.000	0	0	0.000	0	0	0.000	0	0	0.000	0	0	0	0	0	0	0	0	0
11	Jaden Clemons	1	26	4	8	0.500	3	5	0.600	1	3	0.333	0	0	0.000	1	1	2	1	2	0	3	3	9
22	Graham Moore	1	19	0	3	0.000	0	1	0.000	0	2	0.000	0	0	0.000	1	3	4	2	1	0	1	1	0
30	Daz Sanders	0	0	0	0	0.000	0	0	0.000	0	0	0.000	0	0	0.000	0	0	0	0	0	0	0	0	0
3	Nate Mercer	1	26	4	8	0.500	2	4	0.500	2	4	0.500	0	0	0.000	2	1	3	3	1	0	4	3	10
10	Cameron Mennsfield	1	3	0	1	0.000	0	0	0.000	0	1	0.000	0	0	0.000	0	0	0	0	0	0	0	0	0
2	Gavin Baker	0	0	0	0	0.000	0	0	0.000	0	0	0.000	0	0	0.000	0	0	0	0	0	0	0	0	0
12	Case Holleron	0	0	0	0	0.000	0	0	0.000	0	0	0.000	0	0	0.000	0	0	0	0	0	0	0	0	0
	<b>TOTALS</b>	<b>1</b>	<b>32</b>	<b>16</b>	<b>35</b>	<b>0.457</b>	<b>9</b>	<b>16</b>	<b>0.562</b>	<b>7</b>	<b>19</b>	<b>0.368</b>	<b>4</b>	<b>6</b>	<b>0.667</b>	<b>7</b>	<b>16</b>	<b>23</b>	<b>9</b>	<b>7</b>	<b>1</b>	<b>14</b>	<b>15</b>	<b>43</b>



# Mckinney North

12/29/22 Hebron Varsity at Mckinney North

	1	2	3	4	T
Hebron Varsity	12	7	11	13	43
Mckinney North	12	4	13	18	47



#	Name	G	MIN	FGM	FGA	FG%	2PM	2PA	2P%	3PM	3PA	3P%	FTM	FTA	FT%	OREB	DREB	REB	AST	STL	BLK	TO	PF	PTS
0	North	1	32	16	30	0.533	15	28	0.536	1	2	0.500	14	19	0.737	1	12	13	0	1	0	3	3	47
	<b>TOTALS</b>	<b>1</b>	<b>32</b>	<b>16</b>	<b>30</b>	<b>0.533</b>	<b>15</b>	<b>28</b>	<b>0.536</b>	<b>1</b>	<b>2</b>	<b>0.500</b>	<b>14</b>	<b>19</b>	<b>0.737</b>	<b>1</b>	<b>12</b>	<b>13</b>	<b>0</b>	<b>1</b>	<b>0</b>	<b>3</b>	<b>3</b>	<b>47</b>

