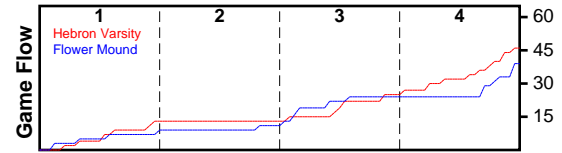


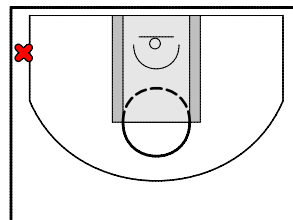
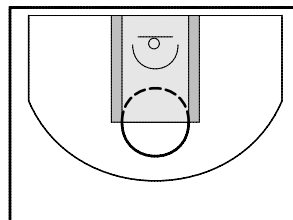
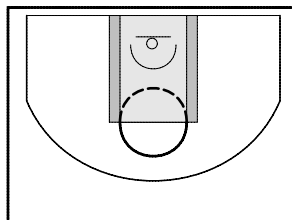
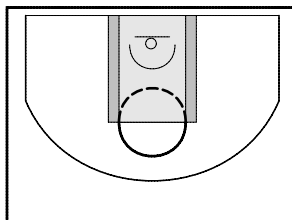
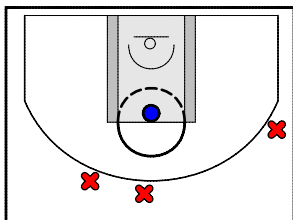
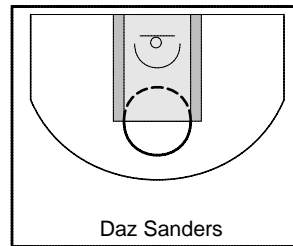
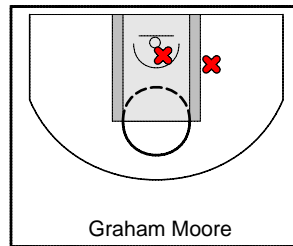
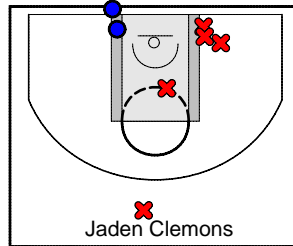

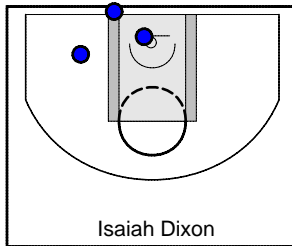
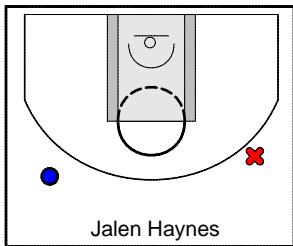
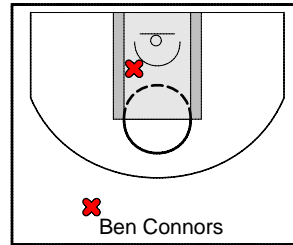
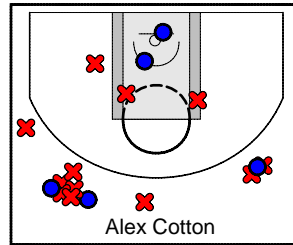
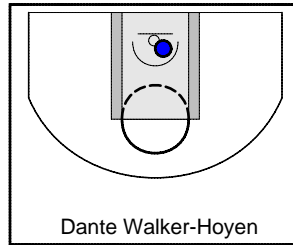
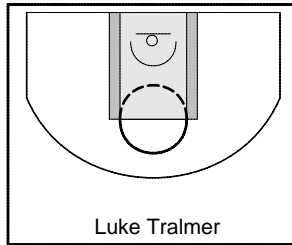
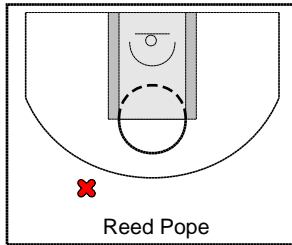
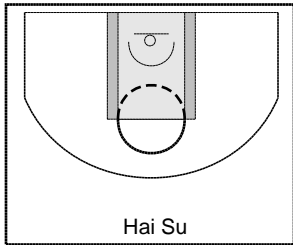
# Hebron Varsity

1/21/22 Hebron Varsity at Flower Mound

	1	2	3	4	T
Hebron Varsity	13	0	12	21	46
Flower Mound	7	4	13	15	39



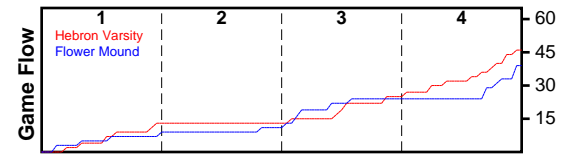
#	Name	G	MIN	FGM	FGA	FG%	2PM	2PA	2P%	3PM	3PA	3P%	FTM	FTA	FT%	OREB	DREB	REB	AST	STL	BLK	TO	PF	PTS
15	Hai Su	0	0	0	0	0.000	0	0	0.000	0	0	0.000	0	0	0.000	0	0	0	0	0	0	0	0	0
21	Reed Pope	1	8	0	1	0.000	0	0	0.000	0	1	0.000	0	0	0.000	0	1	1	1	1	0	0	0	0
100	Luke Tralmer	0	0	0	0	0.000	0	0	0.000	0	0	0.000	0	0	0.000	0	0	0	0	0	0	0	0	0
1	Dante Walker-Hoyen	1	18	2	2	1.000	2	2	1.000	0	0	0.000	0	0	0.000	2	3	5	0	1	0	2	0	4
4	Alex Cotton	1	30	5	17	0.294	2	5	0.400	3	12	0.250	2	4	0.500	3	3	6	2	1	0	1	1	15
5	Ben Connors	1	5	0	2	0.000	0	1	0.000	0	1	0.000	0	0	0.000	0	0	0	2	0	0	1	1	0
24	Jalen Haynes	1	13	1	2	0.500	0	0	0.000	1	2	0.500	2	2	1.000	0	0	0	1	1	0	1	1	5
25	Isaiah Dixon	1	27	3	3	1.000	3	3	1.000	0	0	0.000	2	2	1.000	4	5	9	1	0	4	2	1	8
33	Isaiah Williams	0	0	0	0	0.000	0	0	0.000	0	0	0.000	0	0	0.000	0	0	0	0	0	0	0	0	0
11	Jaden Clemons	1	19	2	6	0.333	2	5	0.400	0	1	0.000	7	8	0.875	0	0	0	2	0	0	0	1	11
22	Graham Moore	1	13	0	2	0.000	0	2	0.000	0	0	0.000	0	0	0.000	2	3	5	1	0	0	1	1	0
30	Daz Sanders	0	0	0	0	0.000	0	0	0.000	0	0	0.000	0	0	0.000	0	0	0	0	0	0	0	0	0
3	Nate Mercer	1	11	1	4	0.250	1	1	1.000	0	3	0.000	0	0	0.000	1	0	1	0	0	1	0	0	2
10	Cameron Mennsfield	1	17	0	0	0.000	0	0	0.000	0	0	0.000	1	2	0.500	0	3	3	2	1	0	1	0	1
2	Gavin Baker	0	0	0	0	0.000	0	0	0.000	0	0	0.000	0	0	0.000	0	0	0	0	0	0	0	0	0
12	Case Holleron	0	0	0	0	0.000	0	0	0.000	0	0	0.000	0	0	0.000	0	0	0	0	0	0	0	0	0
2	Ashton Toney	1	4	0	1	0.000	0	0	0.000	0	1	0.000	0	0	0.000	0	0	0	0	0	0	0	0	0
	<b>TOTALS</b>	<b>1</b>	<b>32</b>	<b>14</b>	<b>40</b>	<b>0.350</b>	<b>10</b>	<b>19</b>	<b>0.526</b>	<b>4</b>	<b>21</b>	<b>0.190</b>	<b>14</b>	<b>18</b>	<b>0.778</b>	<b>12</b>	<b>18</b>	<b>30</b>	<b>12</b>	<b>5</b>	<b>5</b>	<b>9</b>	<b>6</b>	<b>46</b>



# Flower Mound

1/21/22 Hebron Varsity at Flower Mound

	1	2	3	4	T
Hebron Varsity	13	0	12	21	46
Flower Mound	7	4	13	15	39



#	Name	G	MIN	FGM	FGA	FG%	2PM	2PA	2P%	3PM	3PA	3P%	FTM	FTA	FT%	OREB	DREB	REB	AST	STL	BLK	TO	PF	PTS
0	Flower Mound	1	32	16	37	0.432	9	21	0.429	7	16	0.438	0	1	0.000	5	14	19	0	1	0	14	20	39
	<b>TOTALS</b>	<b>1</b>	<b>32</b>	<b>16</b>	<b>37</b>	<b>0.432</b>	<b>9</b>	<b>21</b>	<b>0.429</b>	<b>7</b>	<b>16</b>	<b>0.438</b>	<b>0</b>	<b>1</b>	<b>0.000</b>	<b>5</b>	<b>14</b>	<b>19</b>	<b>0</b>	<b>1</b>	<b>0</b>	<b>14</b>	<b>20</b>	<b>39</b>

