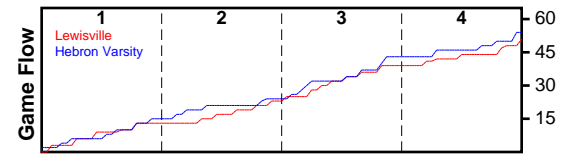


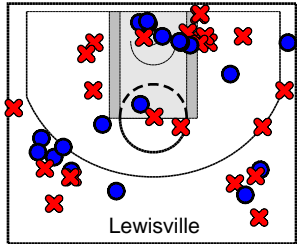
Lewisville

1/14/22 Lewisville at Hebron Varsity

	1	2	3	4	T
Lewisville	13	10	16	12	51
Hebron Varsity	15	9	19	11	54



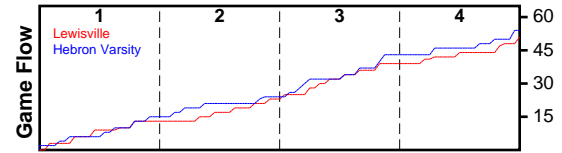
#	Name	G	MIN	FGM	FGA	FG%	2PM	2PA	2P%	3PM	3PA	3P%	FTM	FTA	FT%	OREB	DREB	REB	AST	STL	BLK	TO	PF	PTS
0	Lewisville	1	32	18	44	0.409	10	26	0.385	8	18	0.444	7	10	0.700	6	10	16	0	0	1	4	8	51
	TOTALS	1	32	18	44	0.409	10	26	0.385	8	18	0.444	7	10	0.700	6	10	16	0	0	1	4	8	51



Hebron Varsity

1/14/22 Lewisville at Hebron Varsity

	1	2	3	4	T
Lewisville	13	10	16	12	51
Hebron Varsity	15	9	19	11	54



#	Name	G	MIN	FGM	FGA	FG%	2PM	2PA	2P%	3PM	3PA	3P%	FTM	FTA	FT%	OREB	DREB	REB	AST	STL	BLK	TO	PF	PTS
15	Hai Su	0	0	0	0	0.000	0	0	0.000	0	0	0.000	0	0	0.000	0	0	0	0	0	0	0	0	0
21	Reed Pope	1	13	0	3	0.000	0	1	0.000	0	2	0.000	2	2	1.000	0	1	1	0	0	0	0	0	2
100	Luke Tralmer	0	0	0	0	0.000	0	0	0.000	0	0	0.000	0	0	0.000	0	0	0	0	0	0	0	0	0
1	Dante Walker-Hoyen	1	20	4	6	0.667	4	6	0.667	0	0	0.000	1	1	1.000	4	2	6	0	1	1	1	1	9
4	Alex Cotton	1	32	6	10	0.600	3	3	1.000	3	7	0.429	1	2	0.500	2	9	11	7	2	1	3	1	16
5	Ben Connors	1	3	0	1	0.000	0	0	0.000	0	1	0.000	0	0	0.000	1	2	3	1	0	0	2	1	0
24	Jalen Haynes	1	16	2	5	0.400	1	2	0.500	1	3	0.333	0	0	0.000	2	2	4	3	1	0	2	0	5
25	Isaiah Dixon	1	21	4	4	1.000	4	4	1.000	0	0	0.000	4	4	1.000	1	2	3	0	0	7	1	3	12
33	Isaiah Williams	0	0	0	0	0.000	0	0	0.000	0	0	0.000	0	0	0.000	0	0	0	0	0	0	0	0	0
11	Jaden Clemons	1	20	2	11	0.182	2	9	0.222	0	2	0.000	0	0	0.000	1	2	3	3	2	1	6	3	4
22	Graham Moore	1	17	1	4	0.250	1	3	0.333	0	1	0.000	0	0	0.000	1	3	4	1	1	0	1	0	2
30	Daz Sanders	0	0	0	0	0.000	0	0	0.000	0	0	0.000	0	0	0.000	0	0	0	0	0	0	0	0	0
3	Nate Mercer	1	22	2	6	0.333	2	4	0.500	0	2	0.000	0	0	0.000	2	1	3	2	0	1	0	1	4
10	Cameron Mennsfield	0	0	0	0	0.000	0	0	0.000	0	0	0.000	0	0	0.000	0	0	0	0	0	0	0	0	0
2	Gavin Baker	0	0	0	0	0.000	0	0	0.000	0	0	0.000	0	0	0.000	0	0	0	0	0	0	0	0	0
12	Case Holleron	0	0	0	0	0.000	0	0	0.000	0	0	0.000	0	0	0.000	0	0	0	0	0	0	0	0	0
	TOTALS	1	32	21	50	0.420	17	32	0.531	4	18	0.222	8	9	0.889	14	24	38	17	7	11	16	10	54

