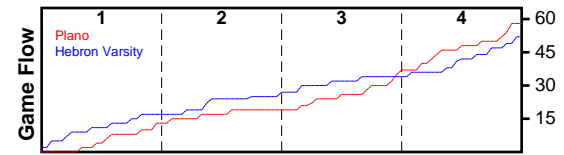


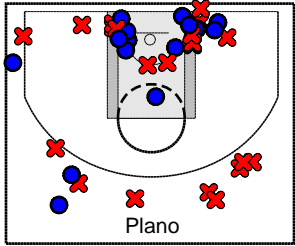
Plano

12/17/21 Plano at Hebron Varsity

| | 1 | 2 | 3 | 4 | T |
|----------------|----|---|----|----|----|
| Plano | 13 | 6 | 16 | 23 | 58 |
| Hebron Varsity | 17 | 8 | 9 | 18 | 52 |



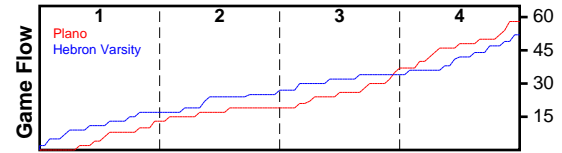
| # | Name | G | MIN | FGM | FGA | FG% | 2PM | 2PA | 2P% | 3PM | 3PA | 3P% | FTM | FTA | FT% | OREB | DREB | REB | AST | STL | BLK | TO | PF | PTS |
|---|---------------|----------|-----------|-----------|-----------|--------------|-----------|-----------|--------------|----------|-----------|--------------|-----------|-----------|--------------|----------|----------|-----------|----------|----------|----------|----------|-----------|-----------|
| 0 | Plano | 1 | 32 | 17 | 39 | 0.436 | 14 | 27 | 0.519 | 3 | 12 | 0.250 | 21 | 22 | 0.955 | 4 | 8 | 12 | 0 | 1 | 2 | 6 | 13 | 58 |
| | TOTALS | 1 | 32 | 17 | 39 | 0.436 | 14 | 27 | 0.519 | 3 | 12 | 0.250 | 21 | 22 | 0.955 | 4 | 8 | 12 | 0 | 1 | 2 | 6 | 13 | 58 |



Hebron Varsity

12/17/21 Plano at Hebron Varsity

| | 1 | 2 | 3 | 4 | T |
|----------------|----|---|----|----|----|
| Plano | 13 | 6 | 16 | 23 | 58 |
| Hebron Varsity | 17 | 8 | 9 | 18 | 52 |



| # | Name | G | MIN | FGM | FGA | FG% | 2PM | 2PA | 2P% | 3PM | 3PA | 3P% | FTM | FTA | FT% | OREB | DREB | REB | AST | STL | BLK | TO | PF | PTS |
|---------------|--------------------|----------|-----------|-----------|-----------|--------------|-----------|-----------|--------------|----------|-----------|--------------|-----------|-----------|--------------|----------|-----------|-----------|-----------|----------|----------|-----------|-----------|-----------|
| 15 | Hai Su | 0 | 0 | 0 | 0 | 0.000 | 0 | 0 | 0.000 | 0 | 0 | 0.000 | 0 | 0 | 0.000 | 0 | 0 | 0 | 0 | 0 | 0 | 0 | 0 | 0 |
| 21 | Reed Pope | 1 | 6 | 0 | 0 | 0.000 | 0 | 0 | 0.000 | 0 | 0 | 0.000 | 0 | 0 | 0.000 | 0 | 0 | 0 | 0 | 0 | 0 | 1 | 1 | 0 |
| 100 | Luke Tralmer | 0 | 0 | 0 | 0 | 0.000 | 0 | 0 | 0.000 | 0 | 0 | 0.000 | 0 | 0 | 0.000 | 0 | 0 | 0 | 0 | 0 | 0 | 0 | 0 | 0 |
| 1 | Dante Walker-Hoyen | 1 | 17 | 2 | 6 | 0.333 | 2 | 6 | 0.333 | 0 | 0 | 0.000 | 0 | 0 | 0.000 | 2 | 2 | 4 | 0 | 1 | 0 | 0 | 1 | 4 |
| 4 | Alex Cotton | 1 | 32 | 3 | 8 | 0.375 | 0 | 1 | 0.000 | 3 | 7 | 0.429 | 4 | 4 | 1.000 | 1 | 5 | 6 | 4 | 1 | 1 | 4 | 3 | 13 |
| 5 | Ben Connors | 1 | 8 | 1 | 2 | 0.500 | 1 | 1 | 1.000 | 0 | 1 | 0.000 | 0 | 0 | 0.000 | 1 | 1 | 2 | 0 | 0 | 0 | 2 | 1 | 2 |
| 24 | Cameron Phillips | 0 | 0 | 0 | 0 | 0.000 | 0 | 0 | 0.000 | 0 | 0 | 0.000 | 0 | 0 | 0.000 | 0 | 0 | 0 | 0 | 0 | 0 | 0 | 0 | 0 |
| 25 | Isaiah Dixon | 1 | 18 | 2 | 5 | 0.400 | 2 | 5 | 0.400 | 0 | 0 | 0.000 | 2 | 2 | 1.000 | 2 | 3 | 5 | 2 | 0 | 5 | 1 | 4 | 6 |
| 11 | Jaden Clemons | 1 | 25 | 3 | 6 | 0.500 | 2 | 5 | 0.400 | 1 | 1 | 1.000 | 3 | 4 | 0.750 | 0 | 3 | 3 | 4 | 0 | 1 | 7 | 2 | 10 |
| 22 | Graham Moore | 1 | 25 | 4 | 7 | 0.571 | 4 | 7 | 0.571 | 0 | 0 | 0.000 | 1 | 3 | 0.333 | 1 | 5 | 6 | 2 | 1 | 1 | 2 | 1 | 9 |
| 30 | Daz Sanders | 1 | 5 | 0 | 0 | 0.000 | 0 | 0 | 0.000 | 0 | 0 | 0.000 | 0 | 0 | 0.000 | 0 | 0 | 0 | 0 | 0 | 0 | 0 | 0 | 0 |
| 3 | Nate Mercer | 1 | 23 | 3 | 7 | 0.429 | 1 | 5 | 0.200 | 2 | 2 | 1.000 | 0 | 0 | 0.000 | 1 | 1 | 2 | 3 | 1 | 0 | 1 | 5 | 8 |
| 10 | Cameron Mennsfield | 0 | 0 | 0 | 0 | 0.000 | 0 | 0 | 0.000 | 0 | 0 | 0.000 | 0 | 0 | 0.000 | 0 | 0 | 0 | 0 | 0 | 0 | 0 | 0 | 0 |
| 2 | Gavin Baker | 1 | 6 | 0 | 0 | 0.000 | 0 | 0 | 0.000 | 0 | 0 | 0.000 | 0 | 0 | 0.000 | 1 | 0 | 1 | 0 | 0 | 0 | 1 | 0 | 0 |
| 12 | Case Holleron | 0 | 0 | 0 | 0 | 0.000 | 0 | 0 | 0.000 | 0 | 0 | 0.000 | 0 | 0 | 0.000 | 0 | 0 | 0 | 0 | 0 | 0 | 0 | 0 | 0 |
| TOTALS | | 1 | 32 | 18 | 41 | 0.439 | 12 | 30 | 0.400 | 6 | 11 | 0.545 | 10 | 13 | 0.769 | 9 | 20 | 29 | 15 | 4 | 8 | 19 | 18 | 52 |

