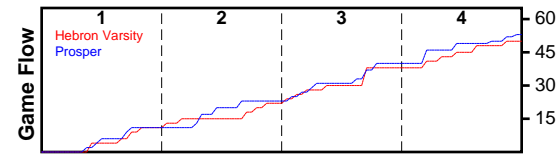


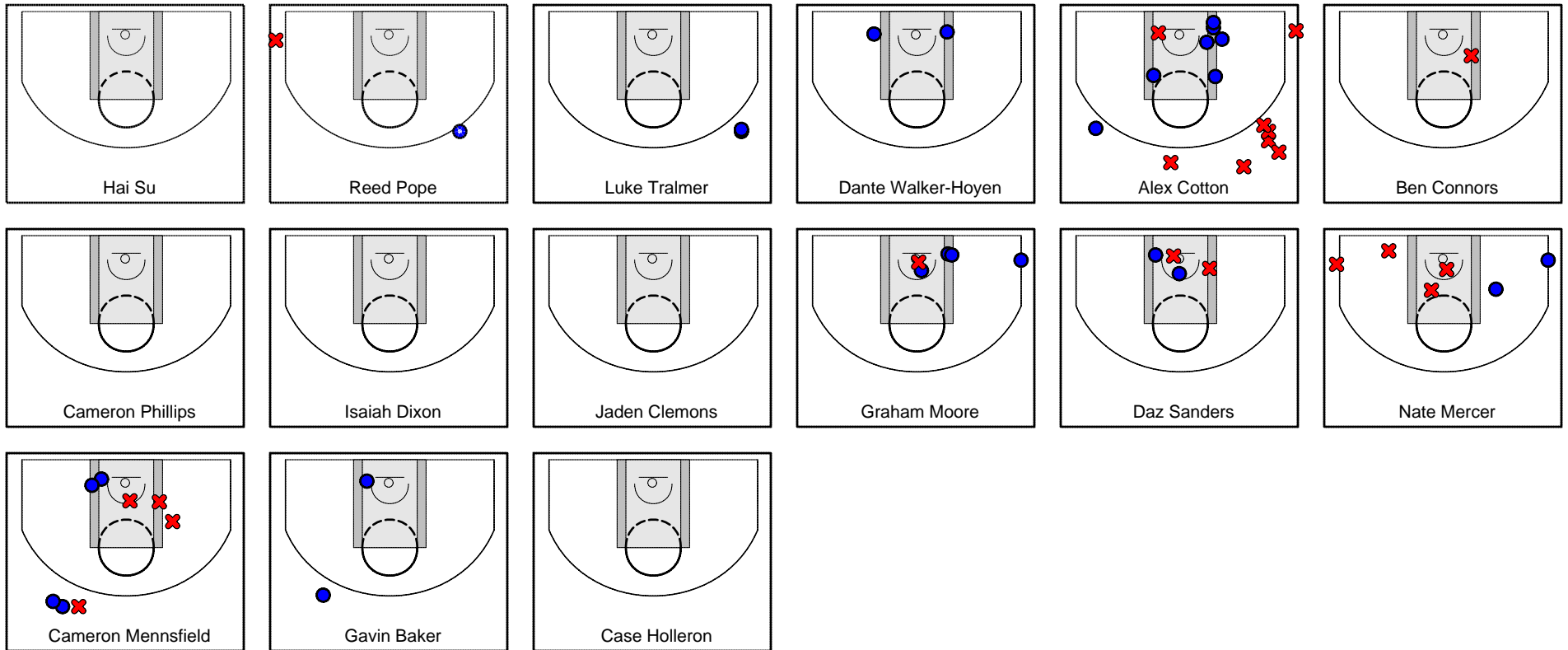
Hebron Varsity

12/4/21 Hebron Varsity at Prosper

	1	2	3	4	T
Hebron Varsity	11	11	16	12	50
Prosper	11	12	17	13	53



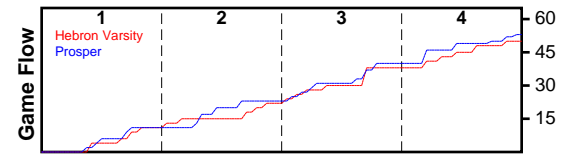
#	Name	G	MIN	FGM	FGA	FG%	2PM	2PA	2P%	3PM	3PA	3P%	FTM	FTA	FT%	OREB	DREB	REB	AST	STL	BLK	TO	PF	PTS
15	Hai Su	0	0	0	0	0.000	0	0	0.000	0	0	0.000	0	0	0.000	0	0	0	0	0	0	0	0	0
21	Reed Pope	1	15	1	2	0.500	0	0	0.000	1	2	0.500	2	2	1.000	0	4	4	1	1	0	0	0	5
100	Luke Tralmer	1	6	0	0	0.000	0	0	0.000	0	0	0.000	0	0	0.000	0	2	2	0	0	2	1	1	0
1	Dante Walker-Hoyen	1	15	2	2	1.000	2	2	1.000	0	0	0.000	0	0	0.000	1	3	4	0	0	2	2	0	4
4	Alex Cotton	1	27	6	14	0.429	5	6	0.833	1	8	0.125	0	0	0.000	2	3	5	3	3	1	0	4	13
5	Ben Connors	1	7	0	2	0.000	0	2	0.000	0	0	0.000	0	0	0.000	0	1	1	1	0	0	0	3	0
24	Cameron Phillips	0	0	0	0	0.000	0	0	0.000	0	0	0.000	0	0	0.000	0	0	0	0	0	0	0	0	0
25	Isaiah Dixon	0	0	0	0	0.000	0	0	0.000	0	0	0.000	0	0	0.000	0	0	0	0	0	0	0	0	0
11	Jaden Clemons	0	0	0	0	0.000	0	0	0.000	0	0	0.000	0	0	0.000	0	0	0	0	0	0	0	0	0
22	Graham Moore	1	20	3	5	0.600	3	5	0.600	0	0	0.000	0	0	0.000	1	1	2	0	0	3	1	1	6
30	Daz Sanders	1	9	1	3	0.333	1	3	0.333	0	0	0.000	0	0	0.000	1	0	1	0	2	1	1	0	2
3	Nate Mercer	1	21	2	7	0.286	1	5	0.200	1	2	0.500	0	0	0.000	0	1	1	4	0	0	0	2	5
10	Cameron Mennsfield	1	27	4	8	0.500	2	5	0.400	2	3	0.667	0	0	0.000	1	1	2	5	1	1	3	4	10
2	Gavin Baker	1	19	2	2	1.000	1	1	1.000	1	1	1.000	0	0	0.000	0	1	1	3	1	0	5	1	5
12	Case Holleron	0	0	0	0	0.000	0	0	0.000	0	0	0.000	0	0	0.000	0	0	0	0	0	0	0	0	0
TOTALS		1	32	21	45	0.467	15	29	0.517	6	16	0.375	2	2	1.000	6	17	23	17	8	10	13	16	50



Prosper

12/4/21 Hebron Varsity at Prosper

	1	2	3	4	T
Hebron Varsity	11	11	16	12	50
Prosper	11	12	17	13	53



#	Name	G	MIN	FGM	FGA	FG%	2PM	2PA	2P%	3PM	3PA	3P%	FTM	FTA	FT%	OREB	DREB	REB	AST	STL	BLK	TO	PF	PTS
0	Prosper	1	32	20	40	0.500	15	27	0.556	5	13	0.385	8	13	0.615	5	16	21	0	1	1	7	11	53
	TOTALS	1	32	20	40	0.500	15	27	0.556	5	13	0.385	8	13	0.615	5	16	21	0	1	1	7	11	53

