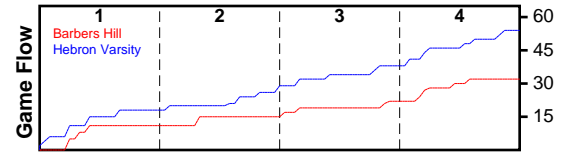


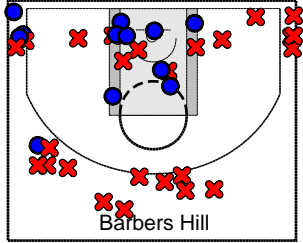
Barbers Hill

11/18/21 Barbers Hill at Hebron Varsity

	1	2	3	4	T
Barbers Hill	11	4	7	10	32
Hebron Varsity	18	11	9	16	54



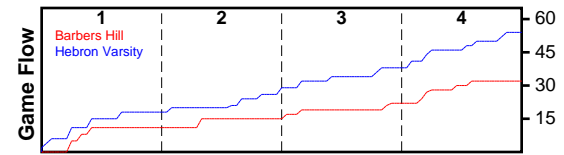
#	Name	G	MIN	FGM	FGA	FG%	2PM	2PA	2P%	3PM	3PA	3P%	FTM	FTA	FT%	OREB	DREB	REB	AST	STL	BLK	TO	PF	PTS
0	Barbers Hill	1	32	12	37	0.324	8	16	0.500	4	21	0.190	4	4	1.000	4	8	12	0	3	0	8	6	32
	TOTALS	1	32	12	37	0.324	8	16	0.500	4	21	0.190	4	4	1.000	4	8	12	0	3	0	8	6	32



Hebron Varsity

11/18/21 Barbers Hill at Hebron Varsity

	1	2	3	4	T
Barbers Hill	11	4	7	10	32
Hebron Varsity	18	11	9	16	54



#	Name	G	MIN	FGM	FGA	FG%	2PM	2PA	2P%	3PM	3PA	3P%	FTM	FTA	FT%	OREB	DREB	REB	AST	STL	BLK	TO	PF	PTS
15	Hai Su	0	0	0	0	0.000	0	0	0.000	0	0	0.000	0	0	0.000	0	0	0	0	0	0	0	0	0
21	Reed Pope	1	14	2	7	0.286	1	4	0.250	1	3	0.333	2	2	1.000	1	1	2	0	0	0	1	0	7
100	Luke Tralmer	0	0	0	0	0.000	0	0	0.000	0	0	0.000	0	0	0.000	0	0	0	0	0	0	0	0	0
1	Dante Walker-Hoyen	1	3	0	0	0.000	0	0	0.000	0	0	0.000	0	0	0.000	0	0	0	0	0	0	1	0	0
4	Alex Cotton	1	24	3	12	0.250	1	6	0.167	2	6	0.333	1	3	0.333	2	3	5	1	1	0	3	1	9
5	Ben Connors	1	13	2	5	0.400	2	4	0.500	0	1	0.000	0	0	0.000	0	4	4	1	2	0	1	3	4
24	Cameron Phillips	0	0	0	0	0.000	0	0	0.000	0	0	0.000	0	0	0.000	0	0	0	0	0	0	0	0	0
25	Isaiah Dixon	1	19	4	7	0.571	4	7	0.571	0	0	0.000	0	0	0.000	3	4	7	1	1	0	0	0	8
11	Jaden Clemons	1	18	2	5	0.400	1	3	0.333	1	2	0.500	0	0	0.000	1	3	4	3	2	1	1	0	5
22	Graham Moore	1	13	2	4	0.500	2	4	0.500	0	0	0.000	0	0	0.000	2	1	3	1	1	0	2	1	4
30	Daz Sanders	0	0	0	0	0.000	0	0	0.000	0	0	0.000	0	0	0.000	0	0	0	0	0	0	0	0	0
3	Nate Mercer	1	16	4	7	0.571	3	4	0.750	1	3	0.333	0	0	0.000	1	2	3	0	3	0	1	3	9
10	Cameron Mennsfield	1	29	2	5	0.400	2	5	0.400	0	0	0.000	1	2	0.500	1	3	4	8	4	0	1	0	5
2	Gavin Baker	1	15	1	4	0.250	0	0	0.000	1	4	0.250	0	0	0.000	1	0	1	0	1	0	0	0	3
12	Case Holleron	1	1	0	0	0.000	0	0	0.000	0	0	0.000	0	0	0.000	0	0	0	0	0	0	0	0	0
TOTALS		1	32	22	56	0.393	16	37	0.432	6	19	0.316	4	7	0.571	12	21	33	15	15	1	11	8	54

