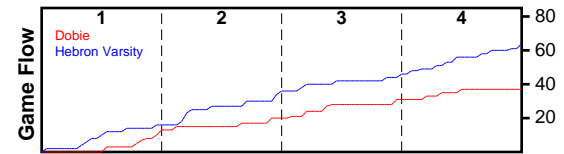


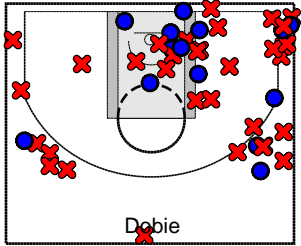
Dobie

11/19/21 Dobie at Hebron Varsity

	1	2	3	4	T
Dobie	10	10	11	6	37
Hebron Varsity	16	18	10	20	64



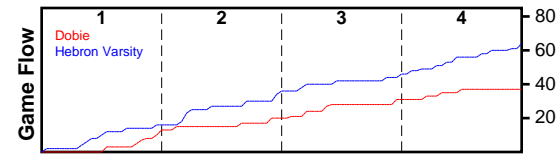
#	Name	G	MIN	FGM	FGA	FG%	2PM	2PA	2P%	3PM	3PA	3P%	FTM	FTA	FT%	OREB	DREB	REB	AST	STL	BLK	TO	PF	PTS
0	Dobie	1	32	14	47	0.298	8	21	0.381	6	26	0.231	3	6	0.500	5	6	11	0	0	2	3	8	37
	TOTALS	1	32	14	47	0.298	8	21	0.381	6	26	0.231	3	6	0.500	5	6	11	0	0	2	3	8	37



Hebron Varsity

11/19/21 Dobie at Hebron Varsity

	1	2	3	4	T
Dobie	10	10	11	6	37
Hebron Varsity	16	18	10	20	64



#	Name	G	MIN	FGM	FGA	FG%	2PM	2PA	2P%	3PM	3PA	3P%	FTM	FTA	FT%	OREB	DREB	REB	AST	STL	BLK	TO	PF	PTS
15	Hai Su	1	2	0	1	0.000	0	0	0.000	0	1	0.000	0	0	0.000	0	0	0	0	0	0	0	0	0
21	Reed Pope	1	18	2	3	0.667	1	1	1.000	1	2	0.500	1	1	1.000	1	3	4	4	0	1	0	0	6
100	Luke Tralmer	1	3	0	0	0.000	0	0	0.000	0	0	0.000	0	0	0.000	0	0	0	0	0	1	0	1	0
1	Dante Walker-Hoyen	1	6	1	2	0.500	1	2	0.500	0	0	0.000	0	2	0.000	1	1	2	1	0	0	1	0	2
4	Alex Cotton	1	29	9	15	0.600	8	9	0.889	1	6	0.167	3	5	0.600	0	5	5	0	3	1	1	0	22
5	Ben Connors	1	8	0	2	0.000	0	2	0.000	0	0	0.000	0	0	0.000	2	2	4	1	1	0	1	0	0
24	Cameron Phillips	0	0	0	0	0.000	0	0	0.000	0	0	0.000	0	0	0.000	0	0	0	0	0	0	0	0	0
25	Isaiah Dixon	1	21	5	9	0.556	5	9	0.556	0	0	0.000	1	1	1.000	3	7	10	0	2	5	1	2	11
11	Jaden Clemons	1	19	4	6	0.667	4	5	0.800	0	1	0.000	3	3	1.000	1	2	3	5	1	0	3	0	11
22	Graham Moore	1	10	1	4	0.250	1	4	0.250	0	0	0.000	0	0	0.000	0	2	2	1	2	0	1	1	2
30	Daz Sanders	1	9	1	1	1.000	1	1	1.000	0	0	0.000	1	2	0.500	0	1	1	1	0	0	0	0	3
3	Nate Mercer	1	8	1	3	0.333	1	3	0.333	0	0	0.000	0	0	0.000	0	0	0	1	2	0	0	0	2
10	Cameron Mennsfield	1	20	1	2	0.500	1	1	1.000	0	1	0.000	0	0	0.000	0	5	5	4	1	1	5	2	2
2	Gavin Baker	1	11	1	2	0.500	0	0	0.000	1	2	0.500	0	0	0.000	0	0	0	1	0	0	2	0	3
12	Case Holleron	0	0	0	0	0.000	0	0	0.000	0	0	0.000	0	0	0.000	0	0	0	0	0	0	0	0	0
TOTALS		1	32	26	50	0.520	23	37	0.622	3	13	0.231	9	14	0.643	8	28	36	19	12	9	15	6	64

