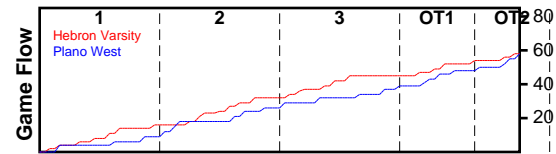


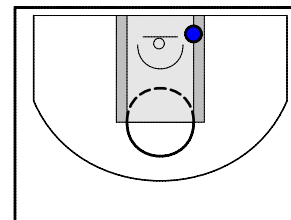
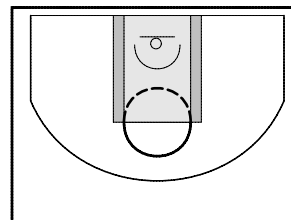
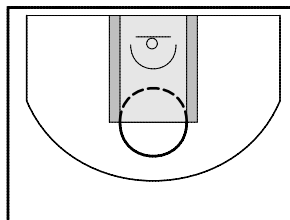
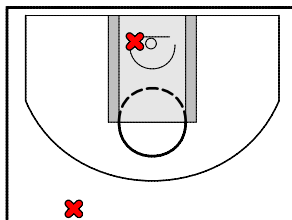
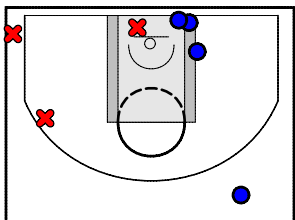
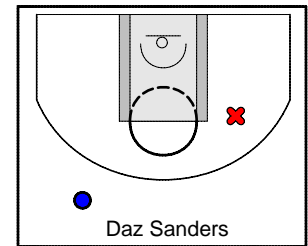
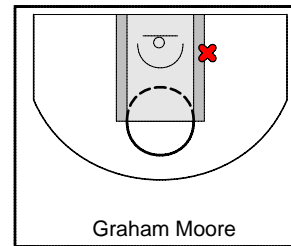
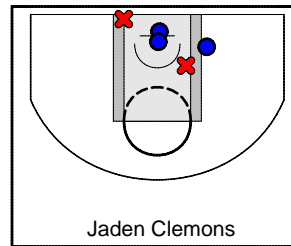

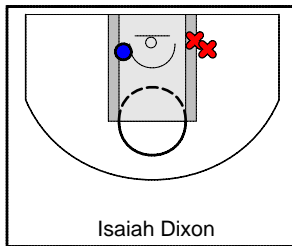
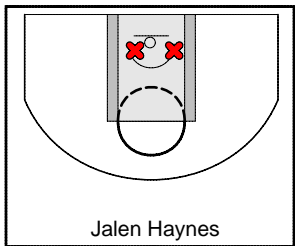
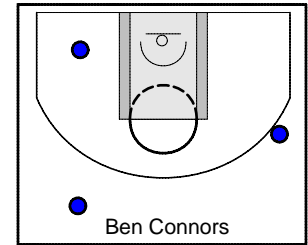
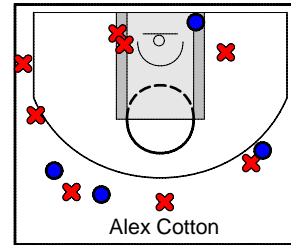
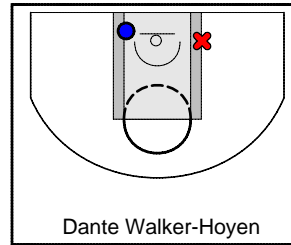
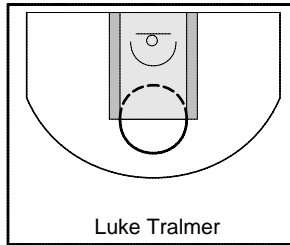
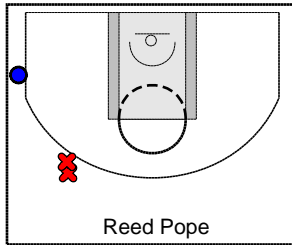
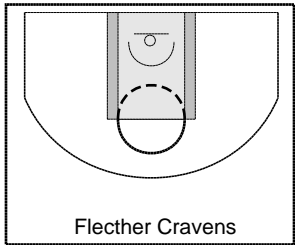
Hebron Varsity

2/7/22 Hebron Varsity at Plano West

	1	2	3	OT1	OT2	T
Hebron Varsity	16	16	13	0	0	63
Plano West	9	17	11	0	0	60



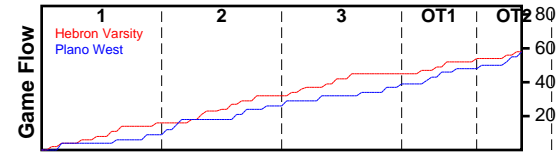
#	Name	G	MIN	FGM	FGA	FG%	2PM	2PA	2P%	3PM	3PA	3P%	FTM	FTA	FT%	OREB	DREB	REB	AST	STL	BLK	TO	PF	PTS
30	Fletcher Cravens	1	0	1	2	0.500	0	1	0.000	1	1	1.000	0	0	0.000	0	0	0	0	0	0	0	0	3
21	Reed Pope	1	12	1	3	0.333	0	0	0.000	1	3	0.333	0	0	0.000	2	1	3	0	1	0	1	0	3
100	Luke Tralmer	0	0	0	0	0.000	0	0	0.000	0	0	0.000	0	0	0.000	0	0	0	0	0	0	0	0	0
1	Dante Walker-Hoyen	1	23	2	3	0.667	2	3	0.667	0	0	0.000	0	0	0.000	1	5	6	0	2	3	3	1	4
4	Alex Cotton	1	31	4	12	0.333	1	5	0.200	3	7	0.429	0	0	0.000	1	5	6	2	0	1	1	0	11
5	Ben Connors	1	15	3	3	1.000	1	1	1.000	2	2	1.000	0	0	0.000	0	2	2	1	1	0	1	0	8
24	Jalen Haynes	1	8	0	1	0.000	0	1	0.000	0	0	0.000	0	0	0.000	0	0	0	1	1	0	0	0	0
25	Isaiah Dixon	1	34	2	5	0.400	2	5	0.400	0	0	0.000	6	8	0.750	2	7	9	1	0	2	3	2	10
33	Isaiah Williams	0	0	0	0	0.000	0	0	0.000	0	0	0.000	0	0	0.000	0	0	0	0	0	0	0	0	0
11	Jaden Clemons	1	22	4	6	0.667	4	6	0.667	0	0	0.000	3	4	0.750	2	2	4	8	2	0	1	5	11
22	Graham Moore	1	4	0	1	0.000	0	1	0.000	0	0	0.000	0	0	0.000	1	1	2	0	0	0	1	0	0
30	Daz Sanders	1	2	0	0	0.000	0	0	0.000	0	0	0.000	0	0	0.000	0	0	0	0	0	0	0	0	0
3	Nate Mercer	1	22	4	7	0.571	3	4	0.750	1	3	0.333	2	4	0.500	1	0	1	1	2	0	1	2	11
10	Cameron Mennsfield	1	14	0	2	0.000	0	1	0.000	0	1	0.000	0	0	0.000	1	1	2	0	0	0	1	0	0
2	Gavin Baker	0	0	0	0	0.000	0	0	0.000	0	0	0.000	0	0	0.000	0	0	0	0	0	0	0	0	0
12	Case Holleron	0	0	0	0	0.000	0	0	0.000	0	0	0.000	0	0	0.000	0	0	0	0	0	0	0	0	0
2	Ashton Toney	1	4	1	1	1.000	1	1	1.000	0	0	0.000	0	1	0.000	0	0	0	0	1	0	0	1	2
	TOTALS	1	32	22	46	0.478	14	29	0.483	8	17	0.471	11	17	0.647	11	24	35	14	10	6	13	11	63



Plano West

2/7/22 Hebron Varsity at Plano West

	1	2	3	OT1	OT2	T
Hebron Varsity	16	16	13	0	0	63
Plano West	9	17	11	0	0	60



#	Name	G	MIN	FGM	FGA	FG%	2PM	2PA	2P%	3PM	3PA	3P%	FTM	FTA	FT%	OREB	DREB	REB	AST	STL	BLK	TO	PF	PTS
0	Plano West	1	37	19	46	0.413	6	21	0.286	13	25	0.520	9	9	1.000	5	16	21	0	0	0	4	14	60
	TOTALS	1	32	19	46	0.413	6	21	0.286	13	25	0.520	9	9	1.000	5	16	21	0	0	0	4	14	60

