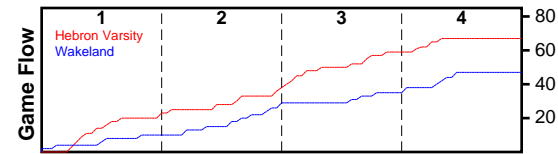


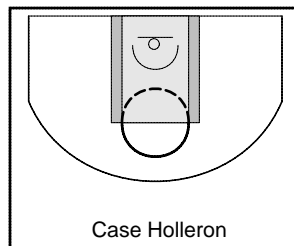
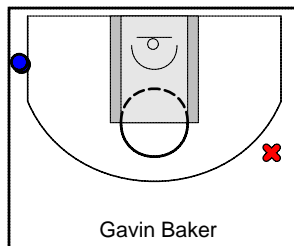
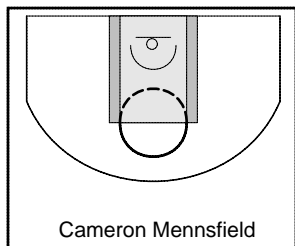
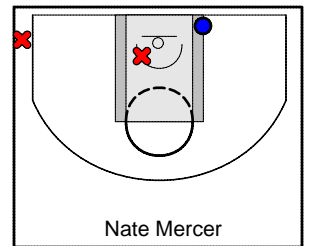
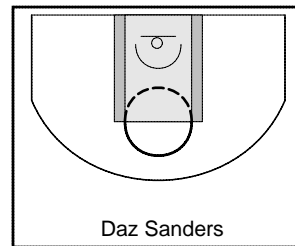
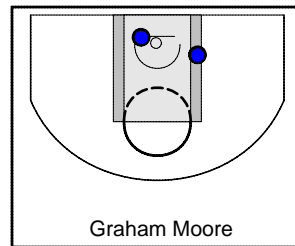
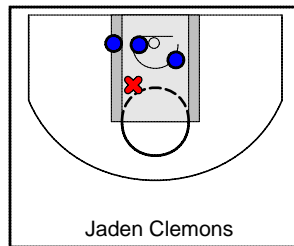
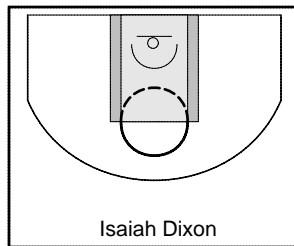
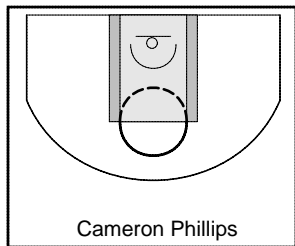
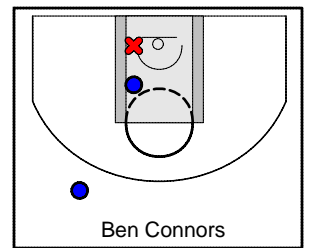
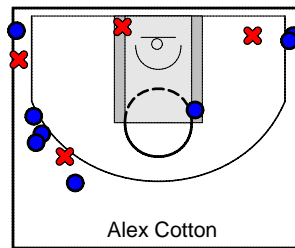
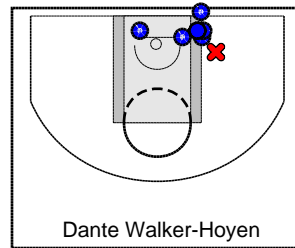
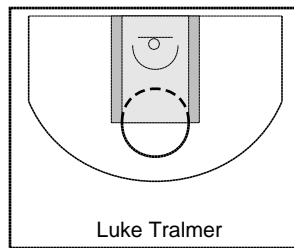
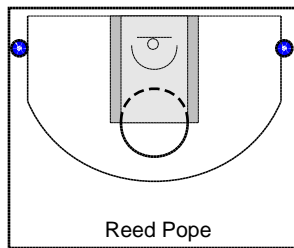
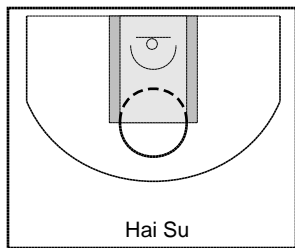
# Hebron Varsity

12/3/21 Hebron Varsity at Wakeland

	1	2	3	4	T
Hebron Varsity	20	18	21	8	67
Wakeland	10	16	9	12	47



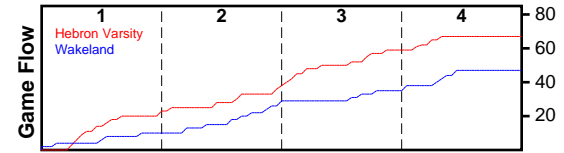
#	Name	G	MIN	FGM	FGA	FG%	2PM	2PA	2P%	3PM	3PA	3P%	FTM	FTA	FT%	OREB	DREB	REB	AST	STL	BLK	TO	PF	PTS
15	Hai Su	0	0	0	0	0.000	0	0	0.000	0	0	0.000	0	0	0.000	0	0	0	0	0	0	0	0	0
21	Reed Pope	1	16	2	2	1.000	0	0	0.000	2	2	1.000	0	0	0.000	1	3	4	2	1	0	0	0	6
100	Luke Tralmer	1	3	0	0	0.000	0	0	0.000	0	0	0.000	0	0	0.000	0	0	0	0	0	0	0	0	0
1	Dante Walker-Hoyen	1	15	6	7	0.857	6	7	0.857	0	0	0.000	1	1	1.000	0	2	2	1	1	0	6	2	13
4	Alex Cotton	1	21	8	12	0.667	1	3	0.333	7	9	0.778	0	0	0.000	0	2	2	2	0	1	0	0	23
5	Ben Connors	1	11	2	3	0.667	1	2	0.500	1	1	1.000	0	0	0.000	1	1	2	1	0	0	1	0	5
24	Cameron Phillips	0	0	0	0	0.000	0	0	0.000	0	0	0.000	0	0	0.000	0	0	0	0	0	0	0	0	0
25	Isaiah Dixon	0	0	0	0	0.000	0	0	0.000	0	0	0.000	0	0	0.000	0	0	0	0	0	0	0	0	0
11	Jaden Clemons	1	19	3	4	0.750	3	4	0.750	0	0	0.000	0	0	0.000	0	3	3	4	1	0	0	1	6
22	Graham Moore	1	18	2	2	1.000	2	2	1.000	0	0	0.000	0	0	0.000	0	2	2	0	0	0	4	2	4
30	Daz Sanders	1	10	0	0	0.000	0	0	0.000	0	0	0.000	2	2	1.000	0	1	1	2	0	0	0	0	2
3	Nate Mercer	1	10	1	3	0.333	1	2	0.500	0	1	0.000	0	0	0.000	0	0	0	1	1	0	0	0	2
10	Cameron Mennsfield	1	23	0	1	0.000	0	1	0.000	0	0	0.000	0	2	0.000	0	1	1	4	0	0	1	2	0
2	Gavin Baker	1	17	2	3	0.667	0	0	0.000	2	3	0.667	0	1	0.000	0	0	0	1	0	0	0	0	6
12	Case Holleron	0	0	0	0	0.000	0	0	0.000	0	0	0.000	0	0	0.000	0	0	0	0	0	0	0	0	0
<b>TOTALS</b>		<b>1</b>	<b>32</b>	<b>26</b>	<b>37</b>	<b>0.703</b>	<b>14</b>	<b>21</b>	<b>0.667</b>	<b>12</b>	<b>16</b>	<b>0.750</b>	<b>3</b>	<b>6</b>	<b>0.500</b>	<b>2</b>	<b>15</b>	<b>17</b>	<b>18</b>	<b>4</b>	<b>1</b>	<b>12</b>	<b>7</b>	<b>67</b>



# Wakeland

12/3/21 Hebron Varsity at Wakeland

	1	2	3	4	T
Hebron Varsity	20	18	21	8	67
Wakeland	10	16	9	12	47



#	Name	G	MIN	FGM	FGA	FG%	2PM	2PA	2P%	3PM	3PA	3P%	FTM	FTA	FT%	OREB	DREB	REB	AST	STL	BLK	TO	PF	PTS
0	Wakeland	1	32	21	45	0.467	17	31	0.548	4	14	0.286	1	1	1.000	6	8	14	0	0	2	6	12	47
	<b>TOTALS</b>	<b>1</b>	<b>32</b>	<b>21</b>	<b>45</b>	<b>0.467</b>	<b>17</b>	<b>31</b>	<b>0.548</b>	<b>4</b>	<b>14</b>	<b>0.286</b>	<b>1</b>	<b>1</b>	<b>1.000</b>	<b>6</b>	<b>8</b>	<b>14</b>	<b>0</b>	<b>0</b>	<b>2</b>	<b>6</b>	<b>12</b>	<b>47</b>

