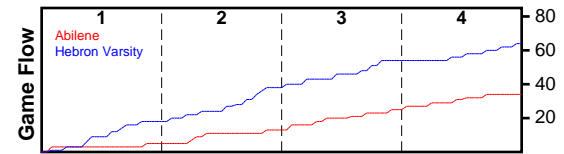


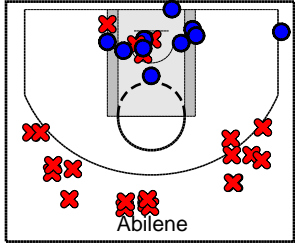
Abilene

12/21/21 Abilene at Hebron Varsity

	1	2	3	4	T
Abilene	5	8	12	9	34
Hebron Varsity	18	20	16	10	64



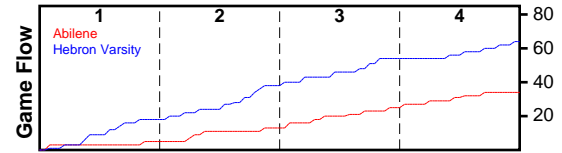
#	Name	G	MIN	FGM	FGA	FG%	2PM	2PA	2P%	3PM	3PA	3P%	FTM	FTA	FT%	OREB	DREB	REB	AST	STL	BLK	TO	PF	PTS
0	Abilene	1	32	11	33	0.333	9	13	0.692	2	20	0.100	9	12	0.750	2	11	13	0	1	0	4	7	33
	TOTALS	1	32	11	33	0.333	9	13	0.692	2	20	0.100	9	12	0.750	2	11	13	0	1	0	4	7	33



Hebron Varsity

12/21/21 Abilene at Hebron Varsity

	1	2	3	4	T
Abilene	5	8	12	9	34
Hebron Varsity	18	20	16	10	64



#	Name	G	MIN	FGM	FGA	FG%	2PM	2PA	2P%	3PM	3PA	3P%	FTM	FTA	FT%	OREB	DREB	REB	AST	STL	BLK	TO	PF	PTS
15	Hai Su	0	0	0	0	0.000	0	0	0.000	0	0	0.000	0	0	0.000	0	0	0	0	0	0	0	0	0
21	Reed Pope	1	15	2	5	0.400	2	3	0.667	0	2	0.000	2	2	1.000	4	2	6	1	0	1	0	0	6
100	Luke Tralmer	1	6	0	1	0.000	0	1	0.000	0	0	0.000	2	2	1.000	0	0	0	0	0	0	2	2	2
1	Dante Walker-Hoyen	1	10	0	0	0.000	0	0	0.000	0	0	0.000	0	0	0.000	0	1	1	0	0	0	2	2	0
4	Alex Cotton	1	26	10	13	0.769	4	4	1.000	6	9	0.667	2	4	0.500	2	2	4	4	2	0	0	0	28
5	Ben Connors	1	11	0	4	0.000	0	2	0.000	0	2	0.000	0	0	0.000	1	3	4	0	1	0	0	1	0
24	Jaylin Haynes	1	13	1	5	0.200	1	3	0.333	0	2	0.000	0	0	0.000	1	2	3	1	1	0	2	1	2
25	Isaiah Dixon	1	20	1	2	0.500	1	2	0.500	0	0	0.000	0	2	0.000	0	3	3	0	1	1	1	0	2
11	Jaden Clemons	1	20	1	4	0.250	1	3	0.333	0	1	0.000	2	2	1.000	0	2	2	6	0	1	1	3	4
22	Graham Moore	1	19	1	2	0.500	1	1	1.000	0	1	0.000	0	0	0.000	0	4	4	0	0	2	0	0	2
30	Daz Sanders	0	0	0	0	0.000	0	0	0.000	0	0	0.000	0	0	0.000	0	0	0	0	0	0	0	0	0
3	Nate Mercer	1	21	7	11	0.636	3	7	0.429	4	4	1.000	0	0	0.000	2	3	5	1	0	0	0	2	18
10	Cameron Mennsfield	0	0	0	0	0.000	0	0	0.000	0	0	0.000	0	0	0.000	0	0	0	0	0	0	0	0	0
2	Gavin Baker	1	5	0	0	0.000	0	0	0.000	0	0	0.000	0	0	0.000	0	0	0	0	0	0	0	0	0
12	Case Holleron	0	0	0	0	0.000	0	0	0.000	0	0	0.000	0	0	0.000	0	0	0	0	0	0	0	0	0
TOTALS		1	32	23	47	0.489	13	26	0.500	10	21	0.476	8	12	0.667	10	22	32	13	5	5	8	11	64

