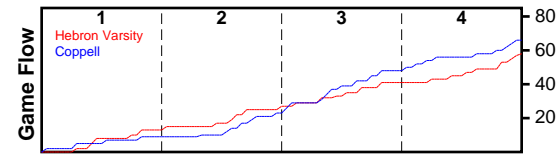


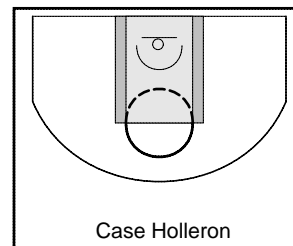
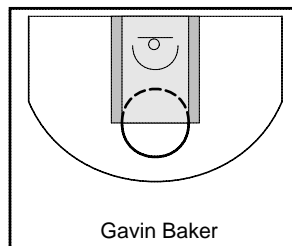
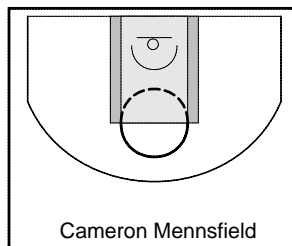
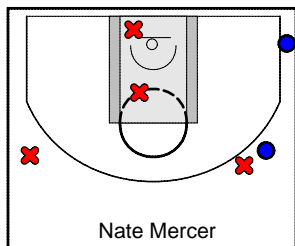
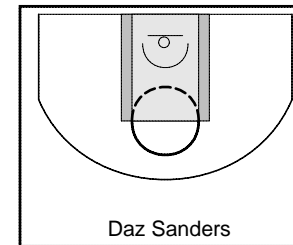
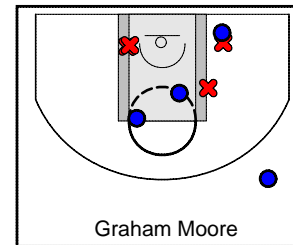
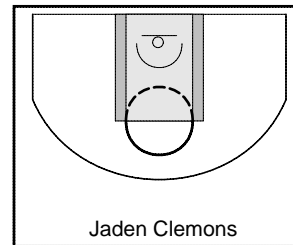
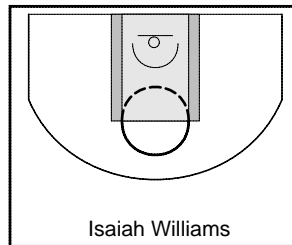
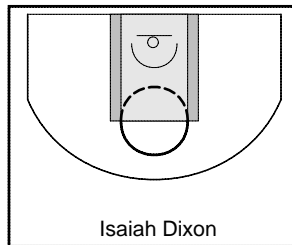
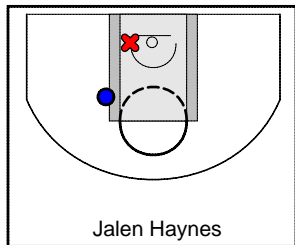
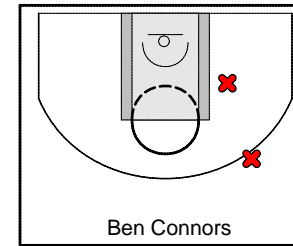
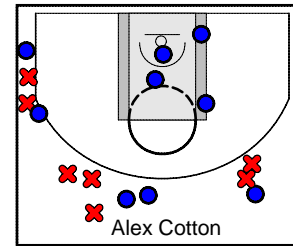
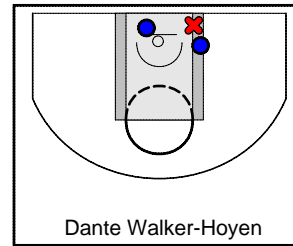
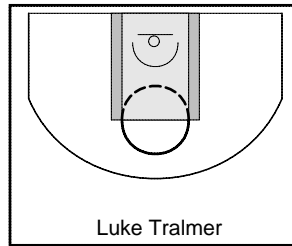
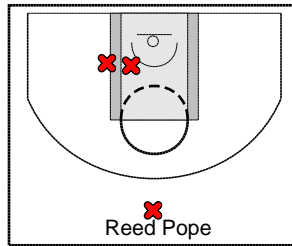
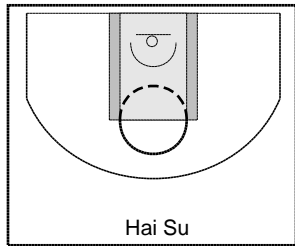
# Hebron Varsity

1/4/22 Hebron Varsity at Coppell

	1	2	3	4	T
Hebron Varsity	13	14	14	17	58
Coppell	9	14	25	18	66



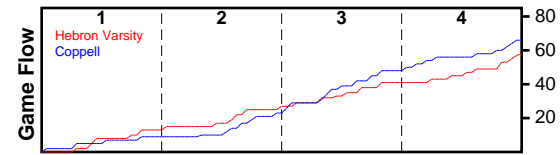
#	Name	G	MIN	FGM	FGA	FG%	2PM	2PA	2P%	3PM	3PA	3P%	FTM	FTA	FT%	OREB	DREB	REB	AST	STL	BLK	TO	PF	PTS
15	Hai Su	0	0	0	0	0.000	0	0	0.000	0	0	0.000	0	0	0.000	0	0	0	0	0	0	0	0	0
21	Reed Pope	1	11	0	4	0.000	0	2	0.000	0	2	0.000	0	0	0.000	1	0	1	1	0	0	1	2	0
100	Luke Tralmer	0	0	0	0	0.000	0	0	0.000	0	0	0.000	0	0	0.000	0	0	0	0	0	0	0	0	0
1	Dante Walker-Hoyen	1	16	2	4	0.500	2	4	0.500	0	0	0.000	0	0	0.000	2	0	2	2	1	0	0	0	4
4	Alex Cotton	1	32	9	16	0.562	4	4	1.000	5	12	0.417	1	2	0.500	1	4	5	1	1	0	0	0	24
5	Ben Connors	1	7	0	2	0.000	0	1	0.000	0	1	0.000	0	0	0.000	1	0	1	3	1	0	2	2	0
24	Jalen Haynes	1	12	2	3	0.667	1	2	0.500	1	1	1.000	2	2	1.000	2	2	4	0	0	0	2	3	7
25	Isaiah Dixon	1	16	0	0	0.000	0	0	0.000	0	0	0.000	2	2	1.000	0	3	3	1	0	0	2	1	2
33	Isaiah Williams	0	0	0	0	0.000	0	0	0.000	0	0	0.000	0	0	0.000	0	0	0	0	0	0	0	0	0
11	Jaden Clemons	0	0	0	0	0.000	0	0	0.000	0	0	0.000	0	0	0.000	0	0	0	0	0	0	0	0	0
22	Graham Moore	1	21	5	9	0.556	4	8	0.500	1	1	1.000	0	0	0.000	1	2	3	3	2	0	1	1	11
30	Daz Sanders	0	0	0	0	0.000	0	0	0.000	0	0	0.000	0	0	0.000	0	0	0	0	0	0	0	0	0
3	Nate Mercer	1	28	2	7	0.286	0	3	0.000	2	4	0.500	2	2	1.000	0	2	2	0	0	0	2	4	8
10	Cameron Mennsfield	1	21	0	1	0.000	0	1	0.000	0	0	0.000	2	2	1.000	0	1	1	5	2	0	3	2	2
2	Gavin Baker	0	0	0	0	0.000	0	0	0.000	0	0	0.000	0	0	0.000	0	0	0	0	0	0	0	0	0
12	Case Holleron	0	0	0	0	0.000	0	0	0.000	0	0	0.000	0	0	0.000	0	0	0	0	0	0	0	0	0
	<b>TOTALS</b>	<b>1</b>	<b>32</b>	<b>20</b>	<b>46</b>	<b>0.435</b>	<b>11</b>	<b>25</b>	<b>0.440</b>	<b>9</b>	<b>21</b>	<b>0.429</b>	<b>9</b>	<b>10</b>	<b>0.900</b>	<b>8</b>	<b>14</b>	<b>22</b>	<b>16</b>	<b>7</b>	<b>0</b>	<b>13</b>	<b>15</b>	<b>58</b>



# Coppel

1/4/22 Hebron Varsity at Coppel

	1	2	3	4	T
Hebron Varsity	13	14	14	17	58
Coppel	9	14	25	18	66



#	Name	G	MIN	FGM	FGA	FG%	2PM	2PA	2P%	3PM	3PA	3P%	FTM	FTA	FT%	OREB	DREB	REB	AST	STL	BLK	TO	PF	PTS
0	Coppel	1	32	21	39	0.538	13	20	0.650	8	19	0.421	16	17	0.941	5	15	20	0	1	0	5	12	66
	<b>TOTALS</b>	<b>1</b>	<b>32</b>	<b>21</b>	<b>39</b>	<b>0.538</b>	<b>13</b>	<b>20</b>	<b>0.650</b>	<b>8</b>	<b>19</b>	<b>0.421</b>	<b>16</b>	<b>17</b>	<b>0.941</b>	<b>5</b>	<b>15</b>	<b>20</b>	<b>0</b>	<b>1</b>	<b>0</b>	<b>5</b>	<b>12</b>	<b>66</b>

