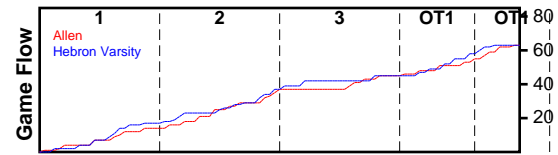


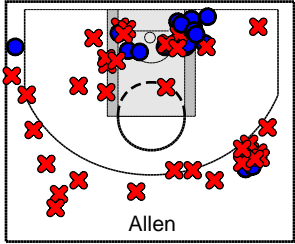
Allen

12/10/21 Allen at Hebron Varsity

	1	2	3	OT1	OT1	T
Allen	14	21	10	0	8	71
Hebron Varsity	17	20	8	0	9	72



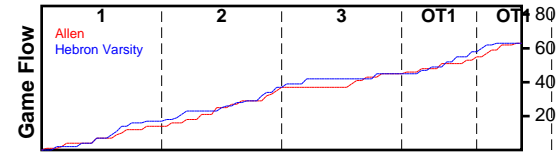
#	Name	G	MIN	FGM	FGA	FG%	2PM	2PA	2P%	3PM	3PA	3P%	FTM	FTA	FT%	OREB	DREB	REB	AST	STL	BLK	TO	PF	PTS
0	Allen	1	37	21	57	0.368	18	36	0.500	3	21	0.143	26	33	0.788	13	20	33	0	2	3	5	27	71
	TOTALS	1	32	21	57	0.368	18	36	0.500	3	21	0.143	26	33	0.788	13	20	33	0	2	3	5	27	71



Hebron Varsity

12/10/21 Allen at Hebron Varsity

	1	2	3	OT1	OT1	T
Allen	14	21	10	0	8	71
Hebron Varsity	17	20	8	0	9	72



#	Name	G	MIN	FGM	FGA	FG%	2PM	2PA	2P%	3PM	3PA	3P%	FTM	FTA	FT%	OREB	DREB	REB	AST	STL	BLK	TO	PF	PTS
15	Hai Su	0	0	0	0	0.000	0	0	0.000	0	0	0.000	0	0	0.000	0	0	0	0	0	0	0	0	0
21	Reed Pope	1	19	2	7	0.286	1	2	0.500	1	5	0.200	5	7	0.714	2	2	4	0	0	0	0	1	10
100	Luke Tralmer	1	3	0	0	0.000	0	0	0.000	0	0	0.000	0	0	0.000	0	1	1	0	0	0	0	0	0
1	Dante Walker-Hoyen	1	12	3	4	0.750	3	4	0.750	0	0	0.000	2	4	0.500	4	2	6	0	0	0	1	5	8
4	Alex Cotton	1	36	8	19	0.421	4	11	0.364	4	8	0.500	5	7	0.714	2	10	12	6	3	2	2	4	25
5	Ben Connors	1	2	0	0	0.000	0	0	0.000	0	0	0.000	0	0	0.000	0	0	0	0	0	0	0	0	0
24	Cameron Phillips	0	0	0	0	0.000	0	0	0.000	0	0	0.000	0	0	0.000	0	0	0	0	0	0	0	0	0
25	Isaiah Dixon	1	10	0	1	0.000	0	1	0.000	0	0	0.000	0	0	0.000	0	0	0	0	0	2	2	5	0
11	Jaden Clemons	1	28	5	13	0.385	3	9	0.333	2	4	0.500	2	3	0.667	2	3	5	3	0	0	3	5	14
22	Graham Moore	1	21	2	2	1.000	1	1	1.000	1	1	1.000	0	0	0.000	0	0	0	1	0	1	0	3	5
30	Daz Sanders	1	8	0	2	0.000	0	2	0.000	0	0	0.000	0	0	0.000	0	1	1	1	0	2	1	0	0
3	Nate Mercer	1	18	0	3	0.000	0	2	0.000	0	1	0.000	4	4	1.000	1	3	4	0	0	0	1	1	4
10	Cameron Mennsfield	1	24	3	5	0.600	3	4	0.750	0	1	0.000	0	1	0.000	2	3	5	3	1	1	3	3	6
2	Gavin Baker	1	9	0	0	0.000	0	0	0.000	0	0	0.000	0	1	0.000	0	0	0	1	0	0	1	0	0
12	Case Holleron	0	0	0	0	0.000	0	0	0.000	0	0	0.000	0	0	0.000	0	0	0	0	0	0	0	0	0
TOTALS		1	32	23	56	0.411	15	36	0.417	8	20	0.400	18	27	0.667	13	25	38	15	4	8	14	27	72

