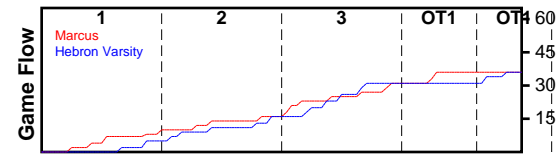


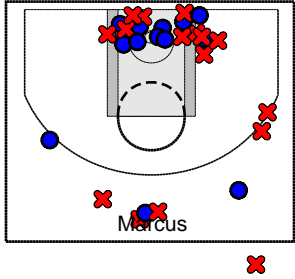
Marcus

2/1/22 Marcus at Hebron Varsity

| | 1 | 2 | 3 | OT1 | OT1 | T |
|----------------|---|----|----|-----|-----|----|
| Marcus | 8 | 8 | 15 | 0 | 8 | 44 |
| Hebron Varsity | 5 | 11 | 15 | 0 | 3 | 39 |



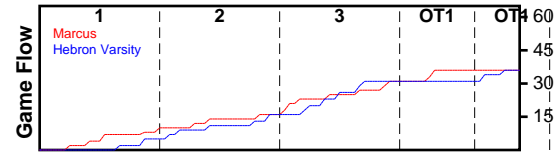
| # | Name | G | MIN | FGM | FGA | FG% | 2PM | 2PA | 2P% | 3PM | 3PA | 3P% | FTM | FTA | FT% | OREB | DREB | REB | AST | STL | BLK | TO | PF | PTS |
|---|---------------|----------|-----------|-----------|-----------|--------------|-----------|-----------|--------------|----------|----------|--------------|-----------|-----------|--------------|----------|-----------|-----------|----------|----------|----------|----------|-----------|-----------|
| 0 | Marcus | 1 | 37 | 15 | 32 | 0.469 | 12 | 24 | 0.500 | 3 | 8 | 0.375 | 11 | 18 | 0.611 | 4 | 19 | 23 | 0 | 0 | 0 | 8 | 12 | 44 |
| | TOTALS | 1 | 32 | 15 | 32 | 0.469 | 12 | 24 | 0.500 | 3 | 8 | 0.375 | 11 | 18 | 0.611 | 4 | 19 | 23 | 0 | 0 | 0 | 8 | 12 | 44 |



Hebron Varsity

2/1/22 Marcus at Hebron Varsity

| | 1 | 2 | 3 | OT1 | OT1 | T |
|----------------|---|----|----|-----|-----|----|
| Marcus | 8 | 8 | 15 | 0 | 8 | 44 |
| Hebron Varsity | 5 | 11 | 15 | 0 | 3 | 39 |



| # | Name | G | MIN | FGM | FGA | FG% | 2PM | 2PA | 2P% | 3PM | 3PA | 3P% | FTM | FTA | FT% | OREB | DREB | REB | AST | STL | BLK | TO | PF | PTS |
|-----|--------------------|----------|-----------|-----------|-----------|--------------|----------|-----------|--------------|----------|-----------|--------------|----------|----------|--------------|----------|-----------|-----------|-----------|----------|----------|-----------|-----------|-----------|
| 15 | Hai Su | 0 | 0 | 0 | 0 | 0.000 | 0 | 0 | 0.000 | 0 | 0 | 0.000 | 0 | 0 | 0.000 | 0 | 0 | 0 | 0 | 0 | 0 | 0 | 0 | 0 |
| 21 | Reed Pope | 1 | 22 | 4 | 10 | 0.400 | 1 | 2 | 0.500 | 3 | 8 | 0.375 | 0 | 0 | 0.000 | 3 | 1 | 4 | 1 | 1 | 0 | 0 | 0 | 11 |
| 100 | Luke Tralmer | 0 | 0 | 0 | 0 | 0.000 | 0 | 0 | 0.000 | 0 | 0 | 0.000 | 0 | 0 | 0.000 | 0 | 0 | 0 | 0 | 0 | 0 | 0 | 0 | 0 |
| 1 | Dante Walker-Hoyen | 1 | 8 | 1 | 2 | 0.500 | 1 | 2 | 0.500 | 0 | 0 | 0.000 | 0 | 0 | 0.000 | 1 | 1 | 2 | 0 | 0 | 0 | 0 | 1 | 2 |
| 4 | Alex Cotton | 1 | 35 | 4 | 9 | 0.444 | 2 | 3 | 0.667 | 2 | 6 | 0.333 | 2 | 2 | 1.000 | 1 | 7 | 8 | 2 | 2 | 1 | 2 | 2 | 12 |
| 5 | Ben Connors | 1 | 11 | 0 | 5 | 0.000 | 0 | 2 | 0.000 | 0 | 3 | 0.000 | 0 | 0 | 0.000 | 1 | 2 | 3 | 1 | 0 | 0 | 1 | 3 | 0 |
| 24 | Jalen Haynes | 1 | 16 | 2 | 4 | 0.500 | 0 | 1 | 0.000 | 2 | 3 | 0.667 | 0 | 0 | 0.000 | 0 | 0 | 0 | 1 | 1 | 0 | 2 | 2 | 6 |
| 25 | Isaiah Dixon | 1 | 26 | 2 | 6 | 0.333 | 2 | 6 | 0.333 | 0 | 0 | 0.000 | 0 | 0 | 0.000 | 1 | 3 | 4 | 0 | 0 | 2 | 0 | 3 | 4 |
| 33 | Isaiah Williams | 0 | 0 | 0 | 0 | 0.000 | 0 | 0 | 0.000 | 0 | 0 | 0.000 | 0 | 0 | 0.000 | 0 | 0 | 0 | 0 | 0 | 0 | 0 | 0 | 0 |
| 11 | Jaden Clemons | 1 | 26 | 0 | 2 | 0.000 | 0 | 0 | 0.000 | 0 | 2 | 0.000 | 0 | 0 | 0.000 | 0 | 1 | 1 | 6 | 2 | 0 | 3 | 4 | 0 |
| 22 | Graham Moore | 1 | 13 | 1 | 3 | 0.333 | 1 | 3 | 0.333 | 0 | 0 | 0.000 | 0 | 0 | 0.000 | 1 | 0 | 1 | 0 | 1 | 0 | 1 | 0 | 2 |
| 30 | Daz Sanders | 0 | 0 | 0 | 0 | 0.000 | 0 | 0 | 0.000 | 0 | 0 | 0.000 | 0 | 0 | 0.000 | 0 | 0 | 0 | 0 | 0 | 0 | 0 | 0 | 0 |
| 3 | Nate Mercer | 1 | 18 | 1 | 4 | 0.250 | 1 | 3 | 0.333 | 0 | 1 | 0.000 | 0 | 0 | 0.000 | 0 | 1 | 1 | 0 | 0 | 0 | 1 | 0 | 2 |
| 10 | Cameron Mennsfield | 1 | 15 | 0 | 1 | 0.000 | 0 | 1 | 0.000 | 0 | 0 | 0.000 | 0 | 1 | 0.000 | 0 | 0 | 0 | 1 | 1 | 0 | 1 | 1 | 0 |
| 2 | Gavin Baker | 0 | 0 | 0 | 0 | 0.000 | 0 | 0 | 0.000 | 0 | 0 | 0.000 | 0 | 0 | 0.000 | 0 | 0 | 0 | 0 | 0 | 0 | 0 | 0 | 0 |
| 12 | Case Holleron | 0 | 0 | 0 | 0 | 0.000 | 0 | 0 | 0.000 | 0 | 0 | 0.000 | 0 | 0 | 0.000 | 0 | 0 | 0 | 0 | 0 | 0 | 0 | 0 | 0 |
| 2 | Ashton Toney | 0 | 0 | 0 | 0 | 0.000 | 0 | 0 | 0.000 | 0 | 0 | 0.000 | 0 | 0 | 0.000 | 0 | 0 | 0 | 0 | 0 | 0 | 0 | 0 | 0 |
| | TOTALS | 1 | 32 | 15 | 46 | 0.326 | 8 | 23 | 0.348 | 7 | 23 | 0.304 | 2 | 3 | 0.667 | 8 | 16 | 24 | 12 | 8 | 3 | 11 | 16 | 39 |

