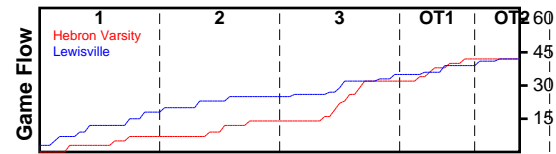


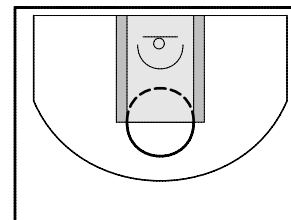
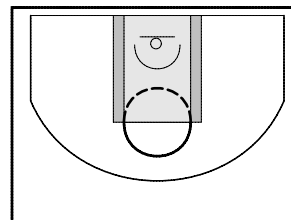
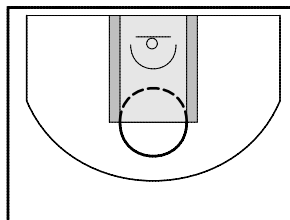
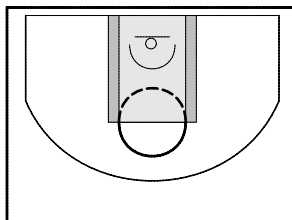
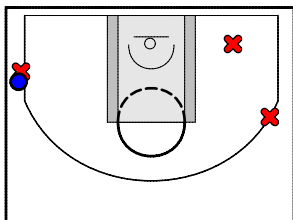
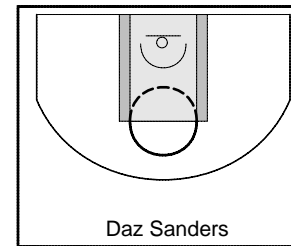
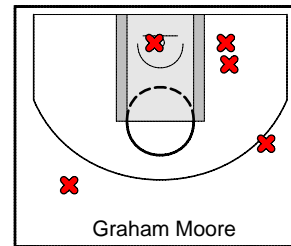
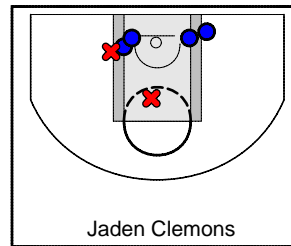

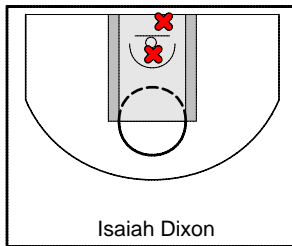
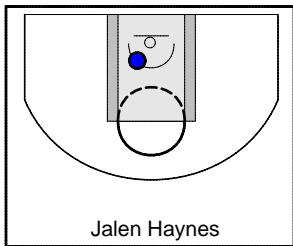
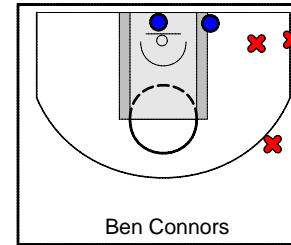
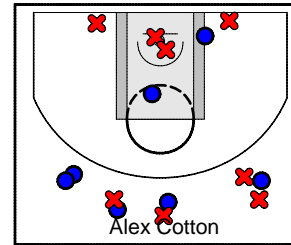
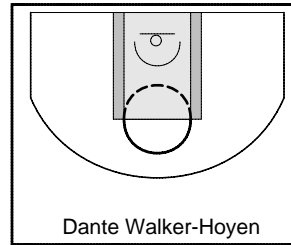
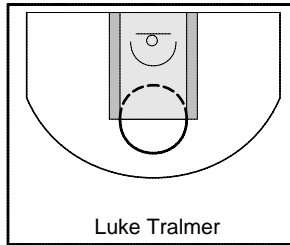
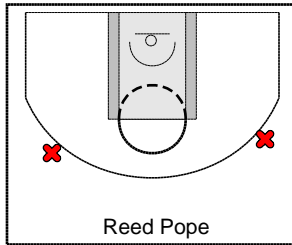
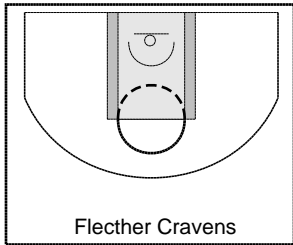
Hebron Varsity

2/8/22 Hebron Varsity at Lewisville

	1	2	3	OT1	OT2	T
Hebron Varsity	7	7	18	0	0	44
Lewisville	18	7	10	0	3	47



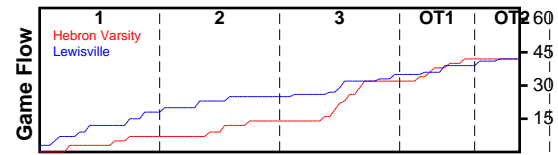
#	Name	G	MIN	FGM	FGA	FG%	2PM	2PA	2P%	3PM	3PA	3P%	FTM	FTA	FT%	OREB	DREB	REB	AST	STL	BLK	TO	PF	PTS
15	Fletcher Cravens	0	0	0	0	0.000	0	0	0.000	0	0	0.000	0	0	0.000	0	0	0	0	0	0	0	0	0
21	Reed Pope	1	9	0	2	0.000	0	0	0.000	0	2	0.000	0	0	0.000	1	2	3	0	1	0	1	0	0
100	Luke Tralmer	0	0	0	0	0.000	0	0	0.000	0	0	0.000	0	0	0.000	0	0	0	0	0	0	0	0	0
1	Dante Walker-Hoyen	1	25	1	1	1.000	1	1	1.000	0	0	0.000	0	0	0.000	1	4	5	1	0	1	0	1	2
4	Alex Cotton	1	37	7	15	0.467	2	6	0.333	5	9	0.556	1	2	0.500	1	5	6	1	3	1	3	2	20
5	Ben Connors	1	13	2	5	0.400	2	3	0.667	0	2	0.000	0	0	0.000	0	0	0	0	1	0	2	1	4
24	Jalen Haynes	1	15	1	1	1.000	1	1	1.000	0	0	0.000	0	0	0.000	0	0	0	2	1	0	1	1	2
25	Isaiah Dixon	1	9	0	2	0.000	0	2	0.000	0	0	0.000	0	0	0.000	1	1	2	0	1	0	3	3	0
33	Isaiah Williams	0	0	0	0	0.000	0	0	0.000	0	0	0.000	0	0	0.000	0	0	0	0	0	0	0	0	0
11	Jaden Clemons	1	32	5	7	0.714	5	7	0.714	0	0	0.000	0	0	0.000	1	3	4	4	1	1	6	4	10
22	Graham Moore	1	18	0	6	0.000	0	4	0.000	0	2	0.000	0	0	0.000	1	5	6	0	0	1	2	4	0
30	Daz Sanders	0	0	0	0	0.000	0	0	0.000	0	0	0.000	0	0	0.000	0	0	0	0	0	0	0	0	0
3	Nate Mercer	1	25	2	5	0.400	1	2	0.500	1	3	0.333	1	1	1.000	1	0	1	1	2	0	5	1	6
10	Cameron Mennsfield	1	6	0	0	0.000	0	0	0.000	0	0	0.000	0	0	0.000	0	1	1	0	0	0	1	0	0
2	Gavin Baker	0	0	0	0	0.000	0	0	0.000	0	0	0.000	0	0	0.000	0	0	0	0	0	0	0	0	0
12	Case Holleron	0	0	0	0	0.000	0	0	0.000	0	0	0.000	0	0	0.000	0	0	0	0	0	0	0	0	0
2	Ashton Toney	0	0	0	0	0.000	0	0	0.000	0	0	0.000	0	0	0.000	0	0	0	0	0	0	0	0	0
	TOTALS	1	32	18	44	0.409	12	26	0.462	6	18	0.333	2	3	0.667	7	21	28	9	10	4	24	17	44



Lewisville

2/8/22 Hebron Varsity at Lewisville

	1	2	3	OT1	OT2	T
Hebron Varsity	7	7	18	0	0	44
Lewisville	18	7	10	0	3	47



#	Name	G	MIN	FGM	FGA	FG%	2PM	2PA	2P%	3PM	3PA	3P%	FTM	FTA	FT%	OREB	DREB	REB	AST	STL	BLK	TO	PF	PTS
0	Lewisville	1	37	16	44	0.364	9	18	0.500	7	26	0.269	8	14	0.571	7	15	22	0	0	0	9	7	47
TOTALS		1	32	16	44	0.364	9	18	0.500	7	26	0.269	8	14	0.571	7	15	22	0	0	0	9	7	47

