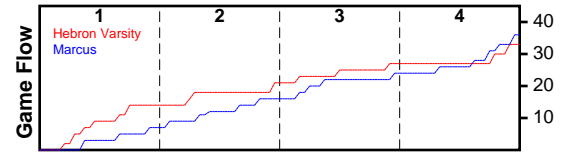


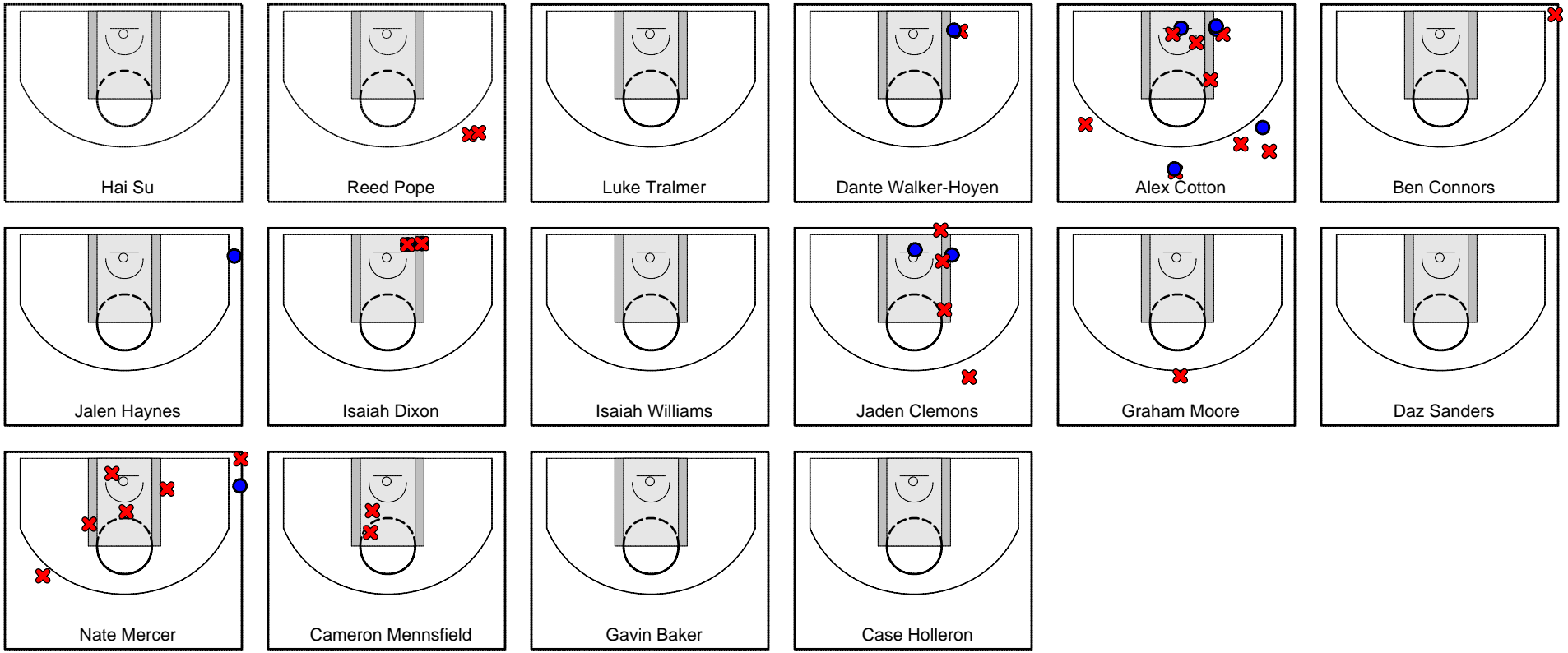
Hebron Varsity

1/7/22 Hebron Varsity at Marcus

	1	2	3	4	T
Hebron Varsity	14	7	6	6	33
Marcus	7	9	8	12	36



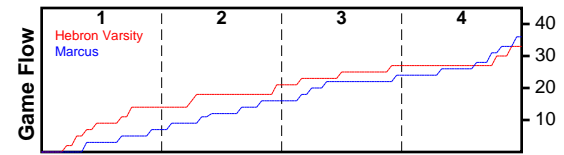
#	Name	G	MIN	FGM	FGA	FG%	2PM	2PA	2P%	3PM	3PA	3P%	FTM	FTA	FT%	OREB	DREB	REB	AST	STL	BLK	TO	PF	PTS
15	Hai Su	0	0	0	0	0.000	0	0	0.000	0	0	0.000	0	0	0.000	0	0	0	0	0	0	0	0	0
21	Reed Pope	1	8	0	2	0.000	0	0	0.000	0	2	0.000	0	0	0.000	1	1	2	0	0	0	0	0	0
100	Luke Tralmer	0	0	0	0	0.000	0	0	0.000	0	0	0.000	0	0	0.000	0	0	0	0	0	0	0	0	0
1	Dante Walker-Hoyen	1	9	1	2	0.500	1	2	0.500	0	0	0.000	0	0	0.000	1	2	3	0	1	0	1	0	2
4	Alex Cotton	1	32	5	13	0.385	3	7	0.429	2	6	0.333	0	0	0.000	1	3	4	0	3	2	1	1	12
5	Ben Connors	1	6	0	1	0.000	0	0	0.000	0	1	0.000	0	0	0.000	0	0	0	0	0	0	1	1	0
24	Jalen Haynes	1	12	1	1	1.000	0	0	0.000	1	1	1.000	0	0	0.000	0	1	1	0	0	0	1	1	3
25	Isaiah Dixon	1	27	1	3	0.333	1	3	0.333	0	0	0.000	6	6	1.000	1	5	6	0	2	3	6	5	8
33	Isaiah Williams	0	0	0	0	0.000	0	0	0.000	0	0	0.000	0	0	0.000	0	0	0	0	0	0	0	0	0
11	Jaden Clemons	1	19	2	6	0.333	2	5	0.400	0	1	0.000	1	1	1.000	1	1	2	4	1	0	3	1	5
22	Graham Moore	1	19	0	1	0.000	0	0	0.000	0	1	0.000	0	0	0.000	0	1	1	0	1	0	3	2	0
30	Daz Sanders	0	0	0	0	0.000	0	0	0.000	0	0	0.000	0	0	0.000	0	0	0	0	0	0	0	0	0
3	Nate Mercer	1	24	1	7	0.143	0	4	0.000	1	3	0.333	0	0	0.000	2	3	5	2	1	0	0	3	3
10	Cameron Mennsfield	1	9	0	2	0.000	0	2	0.000	0	0	0.000	0	0	0.000	0	0	0	0	0	0	2	0	0
2	Gavin Baker	0	0	0	0	0.000	0	0	0.000	0	0	0.000	0	0	0.000	0	0	0	0	0	0	0	0	0
12	Case Holleron	0	0	0	0	0.000	0	0	0.000	0	0	0.000	0	0	0.000	0	0	0	0	0	0	0	0	0
	TOTALS	1	32	11	38	0.289	7	23	0.304	4	15	0.267	7	7	1.000	7	17	24	6	9	5	18	14	33



Marcus

1/7/22 Hebron Varsity at Marcus

	1	2	3	4	T
Hebron Varsity	14	7	6	6	33
Marcus	7	9	8	12	36



#	Name	G	MIN	FGM	FGA	FG%	2PM	2PA	2P%	3PM	3PA	3P%	FTM	FTA	FT%	OREB	DREB	REB	AST	STL	BLK	TO	PF	PTS
0	Marcus	1	32	12	29	0.414	10	22	0.455	2	7	0.286	10	17	0.588	8	18	26	0	0	3	8	6	36
TOTALS		1	32	12	29	0.414	10	22	0.455	2	7	0.286	10	17	0.588	8	18	26	0	0	3	8	6	36

