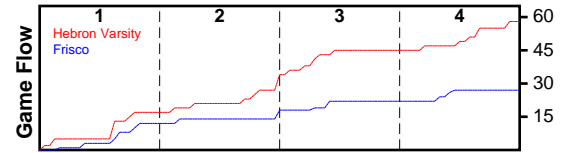


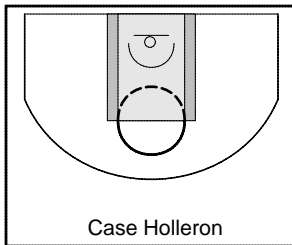
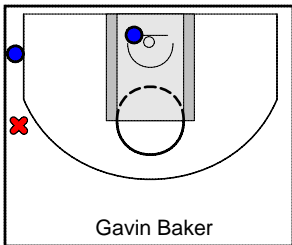
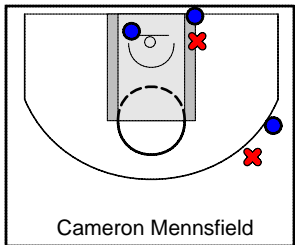
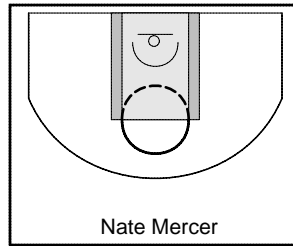
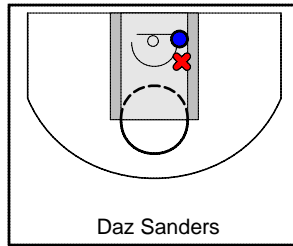

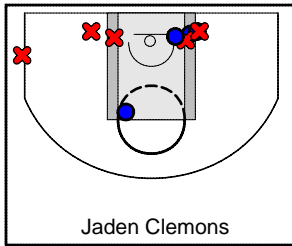
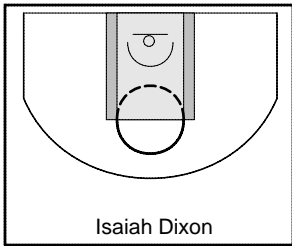
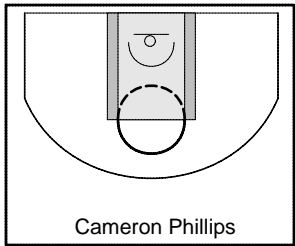
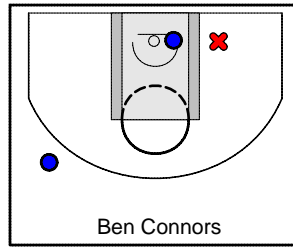
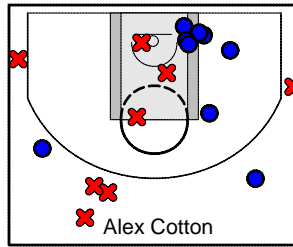
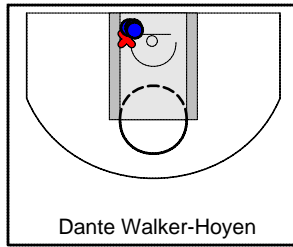
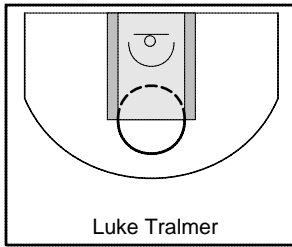
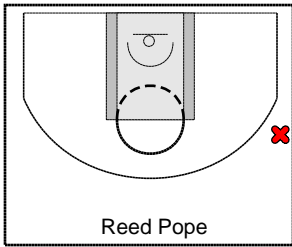
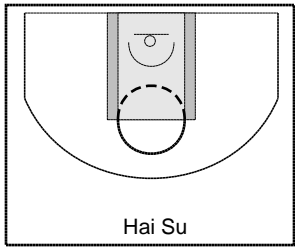
Hebron Varsity

12/4/21 Hebron Varsity at Frisco

| | 1 | 2 | 3 | 4 | T |
|----------------|----|----|----|----|----|
| Hebron Varsity | 17 | 13 | 15 | 13 | 58 |
| Frisco | 12 | 2 | 8 | 5 | 27 |



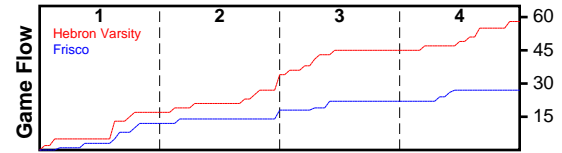
| # | Name | G | MIN | FGM | FGA | FG% | 2PM | 2PA | 2P% | 3PM | 3PA | 3P% | FTM | FTA | FT% | OREB | DREB | REB | AST | STL | BLK | TO | PF | PTS |
|---------------|--------------------|----------|-----------|-----------|-----------|--------------|-----------|-----------|--------------|----------|-----------|--------------|----------|----------|--------------|----------|-----------|-----------|-----------|-----------|----------|----------|----------|-----------|
| 15 | Hai Su | 0 | 0 | 0 | 0 | 0.000 | 0 | 0 | 0.000 | 0 | 0 | 0.000 | 0 | 0 | 0.000 | 0 | 0 | 0 | 0 | 0 | 0 | 0 | 0 | 0 |
| 21 | Reed Pope | 1 | 19 | 0 | 2 | 0.000 | 0 | 1 | 0.000 | 0 | 1 | 0.000 | 0 | 0 | 0.000 | 1 | 0 | 1 | 3 | 0 | 0 | 1 | 0 | 0 |
| 100 | Luke Tralmer | 1 | 5 | 0 | 0 | 0.000 | 0 | 0 | 0.000 | 0 | 0 | 0.000 | 0 | 0 | 0.000 | 1 | 1 | 2 | 0 | 0 | 0 | 1 | 1 | 0 |
| 1 | Dante Walker-Hoyen | 1 | 14 | 3 | 5 | 0.600 | 3 | 5 | 0.600 | 0 | 0 | 0.000 | 2 | 2 | 1.000 | 2 | 6 | 8 | 0 | 0 | 0 | 0 | 0 | 8 |
| 4 | Alex Cotton | 1 | 30 | 9 | 17 | 0.529 | 7 | 10 | 0.700 | 2 | 7 | 0.286 | 0 | 0 | 0.000 | 2 | 6 | 8 | 0 | 3 | 1 | 0 | 0 | 20 |
| 5 | Ben Connors | 1 | 11 | 2 | 4 | 0.500 | 1 | 3 | 0.333 | 1 | 1 | 1.000 | 0 | 0 | 0.000 | 0 | 0 | 0 | 0 | 0 | 0 | 0 | 3 | 5 |
| 24 | Cameron Phillips | 0 | 0 | 0 | 0 | 0.000 | 0 | 0 | 0.000 | 0 | 0 | 0.000 | 0 | 0 | 0.000 | 0 | 0 | 0 | 0 | 0 | 0 | 0 | 0 | 0 |
| 25 | Isaiah Dixon | 0 | 0 | 0 | 0 | 0.000 | 0 | 0 | 0.000 | 0 | 0 | 0.000 | 0 | 0 | 0.000 | 0 | 0 | 0 | 0 | 0 | 0 | 0 | 0 | 0 |
| 11 | Jaden Clemons | 1 | 29 | 4 | 9 | 0.444 | 4 | 8 | 0.500 | 0 | 1 | 0.000 | 1 | 3 | 0.333 | 1 | 1 | 2 | 6 | 3 | 0 | 2 | 0 | 9 |
| 22 | Graham Moore | 1 | 18 | 0 | 6 | 0.000 | 0 | 6 | 0.000 | 0 | 0 | 0.000 | 0 | 1 | 0.000 | 0 | 4 | 4 | 0 | 0 | 2 | 0 | 2 | 0 |
| 30 | Daz Sanders | 1 | 8 | 2 | 4 | 0.500 | 2 | 4 | 0.500 | 0 | 0 | 0.000 | 0 | 0 | 0.000 | 1 | 1 | 2 | 0 | 0 | 0 | 0 | 0 | 4 |
| 3 | Nate Mercer | 0 | 0 | 0 | 0 | 0.000 | 0 | 0 | 0.000 | 0 | 0 | 0.000 | 0 | 0 | 0.000 | 0 | 0 | 0 | 0 | 0 | 0 | 0 | 0 | 0 |
| 10 | Cameron Mennsfield | 1 | 18 | 3 | 5 | 0.600 | 2 | 3 | 0.667 | 1 | 2 | 0.500 | 0 | 1 | 0.000 | 1 | 2 | 3 | 7 | 4 | 0 | 0 | 0 | 7 |
| 2 | Gavin Baker | 1 | 12 | 2 | 4 | 0.500 | 1 | 1 | 1.000 | 1 | 3 | 0.333 | 0 | 0 | 0.000 | 0 | 1 | 1 | 3 | 1 | 0 | 4 | 2 | 5 |
| 12 | Case Holleron | 0 | 0 | 0 | 0 | 0.000 | 0 | 0 | 0.000 | 0 | 0 | 0.000 | 0 | 0 | 0.000 | 0 | 0 | 0 | 0 | 0 | 0 | 0 | 0 | 0 |
| TOTALS | | 1 | 32 | 25 | 56 | 0.446 | 20 | 41 | 0.488 | 5 | 15 | 0.333 | 3 | 7 | 0.429 | 9 | 22 | 31 | 19 | 11 | 3 | 8 | 8 | 58 |



Frisco

12/4/21 Hebron Varsity at Frisco

| | 1 | 2 | 3 | 4 | T |
|----------------|----|----|----|----|----|
| Hebron Varsity | 17 | 13 | 15 | 13 | 58 |
| Frisco | 12 | 2 | 8 | 5 | 27 |



| # | Name | G | MIN | FGM | FGA | FG% | 2PM | 2PA | 2P% | 3PM | 3PA | 3P% | FTM | FTA | FT% | OREB | DREB | REB | AST | STL | BLK | TO | PF | PTS |
|---|---------------|----------|-----------|-----------|-----------|--------------|----------|-----------|--------------|----------|-----------|--------------|----------|----------|--------------|----------|-----------|-----------|----------|----------|----------|----------|-----------|-----------|
| 0 | Frisco | 1 | 32 | 11 | 44 | 0.250 | 9 | 30 | 0.300 | 2 | 14 | 0.143 | 3 | 6 | 0.500 | 8 | 21 | 29 | 0 | 0 | 1 | 9 | 10 | 27 |
| | TOTALS | 1 | 32 | 11 | 44 | 0.250 | 9 | 30 | 0.300 | 2 | 14 | 0.143 | 3 | 6 | 0.500 | 8 | 21 | 29 | 0 | 0 | 1 | 9 | 10 | 27 |

